

# Facilities Enrollment Advisory Committee (FEAC) Progress Report on the New Sharpsburg Elementary School Attendance Zone

Jeffrey Proulx, Chief Operating Officer

Robert Rollins, Director of Facilities Planning and Development

Chad Criswell, Senior Project Manager and Planning Supervisor

Caren Cramer, FEAC Co-Chairperson

Jennifer Ashbaugh, FEAC Co-Chairperson

Washington County Board of Education Meeting

November 13, 2018

# Facilities and Enrollment Advisory Committee (FEAC)

The FEAC received a charge from the Board on April 3, 2018 that solicited the committee to study and make recommendations (in accordance with School Board Policy JCA and Administrative Regulation JCA-R) on the following:

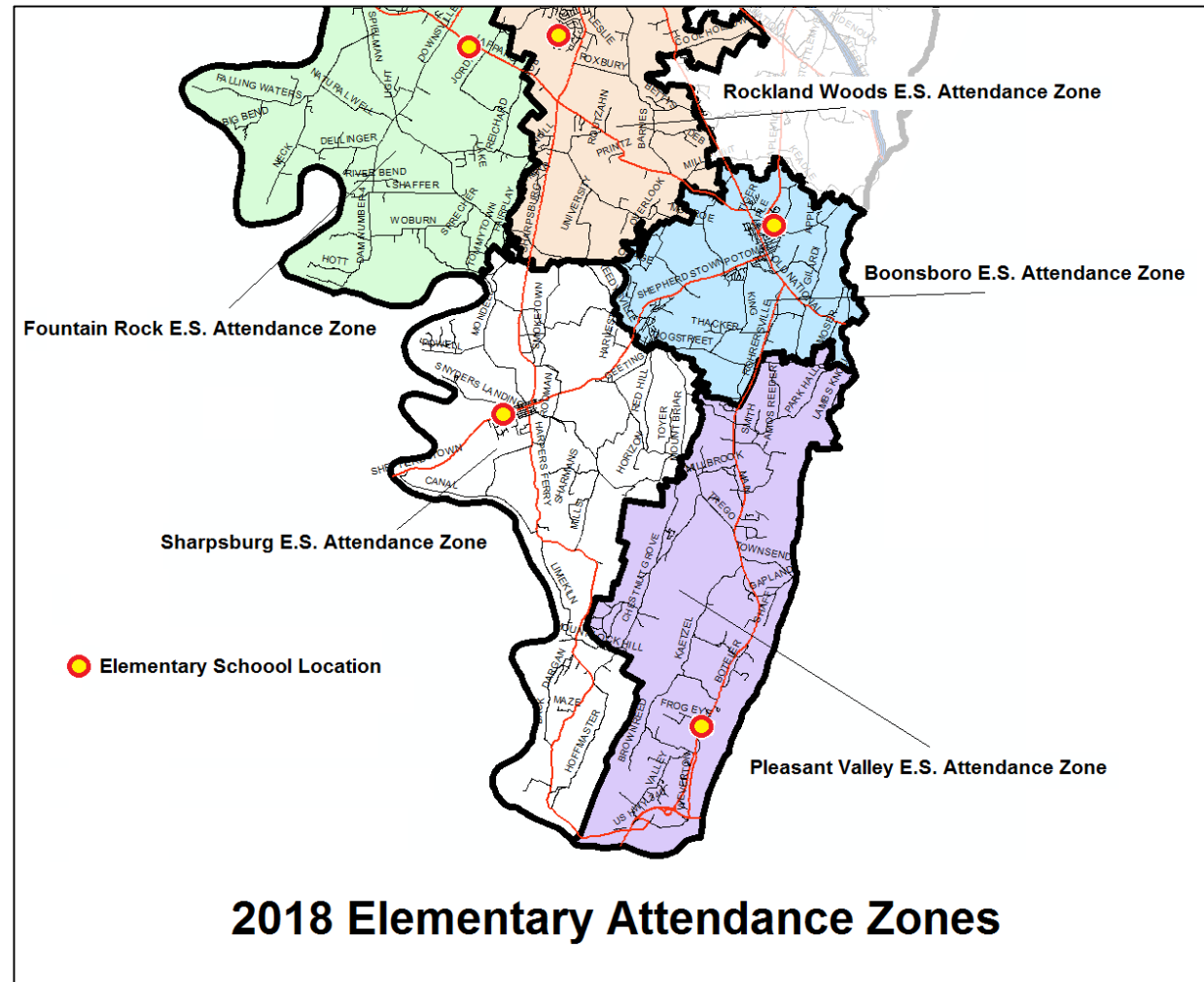
- Develop an attendance zone for the anticipated opening of the Sharpsburg Elementary Replacement School which includes recommendations for long-term enrollment relief at Boonsboro Elementary School and other adjacent schools as needed.

# Facilities and Enrollment Advisory Committee (FEAC)

Since April 3, 2018, the FEAC has:

- Met five (5) times.
- Considered eight (8) different attendance zone realignment options.
  - In accordance with School Board Policy JCA and Administrative Regulation JCA-R
  - Reviewed against September 2017 and September 2018 enrollment information
  - Utilized K-5 enrollment and SRC information – assumed pre-kindergarten programs at each facility
- Refined those options to three (3) draft attendance zone realignment proposals.
- Prepared this Progress Report for the Board of Education.

# Sharpsburg Elementary and Adjacent Attendance Zones



# Sharpsburg Elementary Enrollment

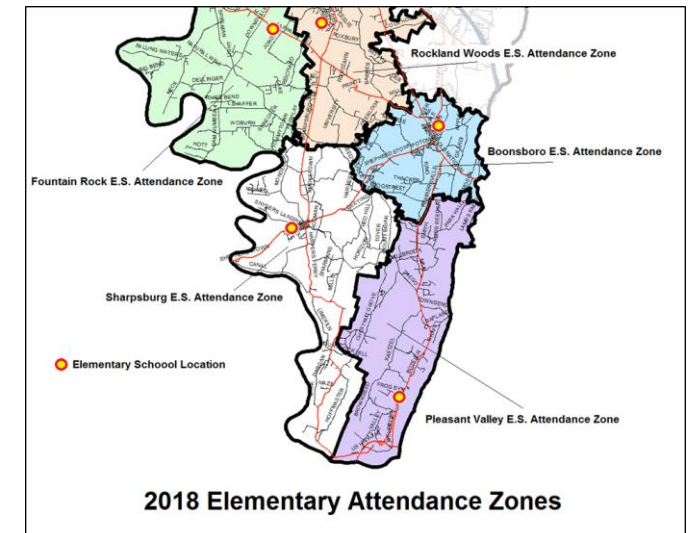
## ■ Sharpsburg Elementary

### ■ Current School

- K-5 State-rated capacity (SRC) of 229 seats
- 20 pre-kindergarten seats

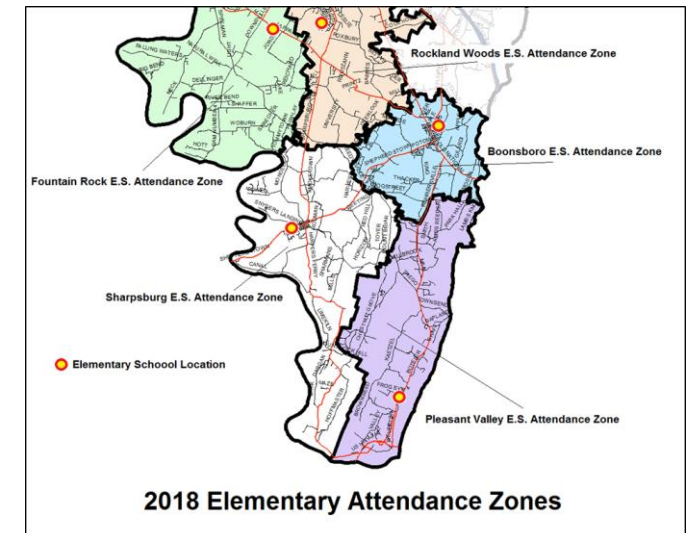
### ■ Replacement School

- K-5 SRC of 431 seats
- 40 pre-kindergarten seats
- 222 seats more than current school
- Opens in September 2020



# Sharpsburg Elementary Enrollment

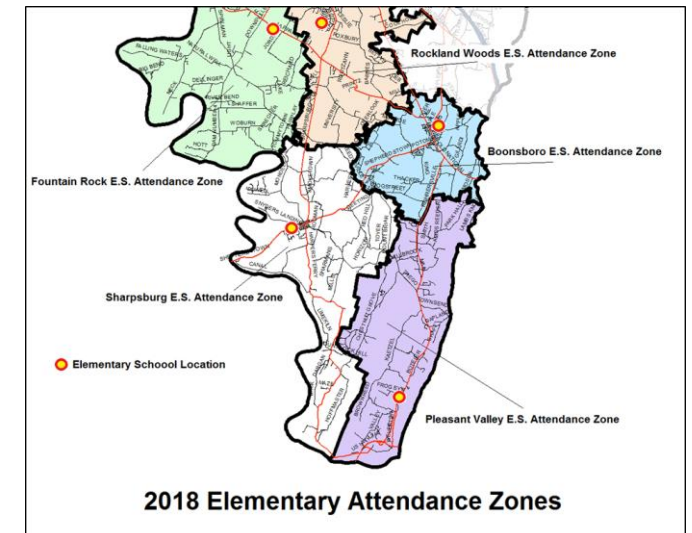
- **Sharpsburg Elementary**
  - 2018 K-5 SRC of 229 students
  - 2017 K-5 Enrollment – 245 students
  - 2018 K-5 Enrollment – **230** students
- **Enrollment projections at Sharpsburg ES**
  - 2021 K-5 Enrollment - 247 students
  - 184 students below “new” K-5 SRC



State-rated capacity (SRC)

# Adjacent Elementary Enrollment

- **Boonsboro Elementary**
  - 2018 K-5 SRC of 494 students
  - 2017 K-5 Enrollment – 533 students
  - 2018 K-5 Enrollment – **552** students
- **Enrollment projections at Boonsboro ES**
  - 2021 K-5 Enrollment - 604 students
  - 110 students above K-5 SRC
  - 20 pre-kindergarten students (current program)



State-rated capacity (SRC)

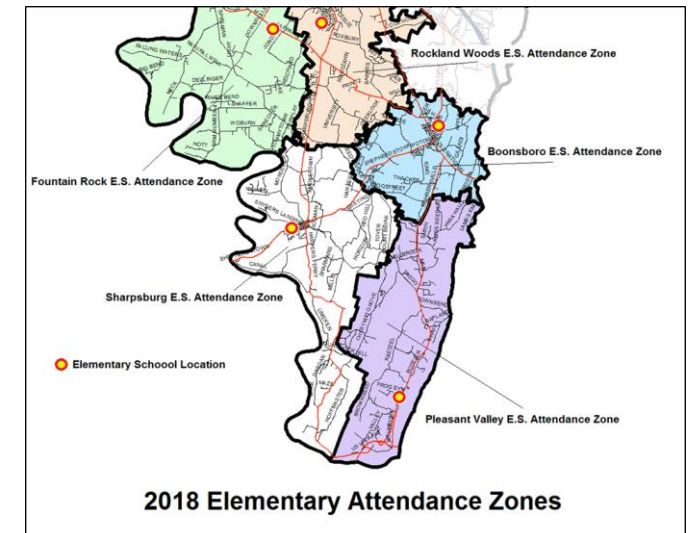

# Adjacent Elementary Enrollment

## ■ Pleasant Valley Elementary

- 2018 K-5 SRC of 209 students
- 2017 K-5 Enrollment – 224 students
- 2018 K-5 Enrollment – **224** students

## ■ Enrollment projections at Pleasant Valley ES

- 2021 K-5 Enrollment - 229 students
- 20 students above K-5 SRC
- 20 pre-kindergarten students (current program)



State-rated capacity (SRC)



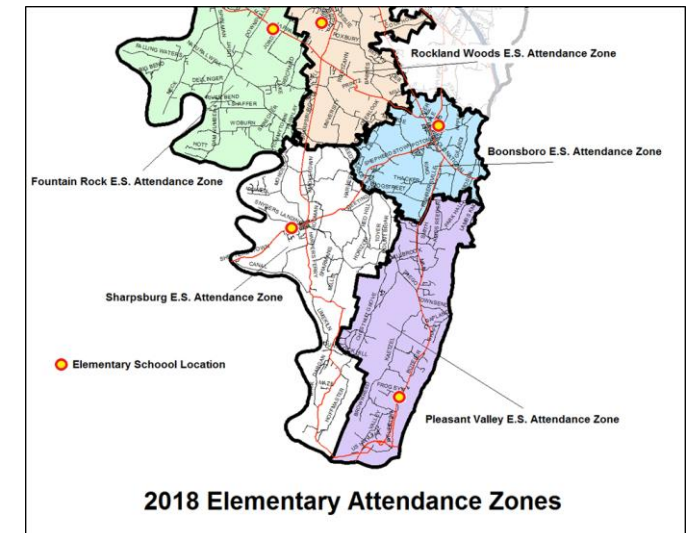
# Adjacent Elementary Enrollment

## ■ Fountain Rock Elementary

- 2018 K-5 SRC of 278 students
- 2017 K-5 Enrollment – 251 students
- 2018 K-5 Enrollment – **229** students

## ■ Enrollment projections at Fountain Rock ES

- 2021 K-5 Enrollment - 292 students
- 14 students above K-5 SRC
- 20 pre-kindergarten students (current program)



State-rated capacity (SRC)

# Adjacent Elementary Enrollment

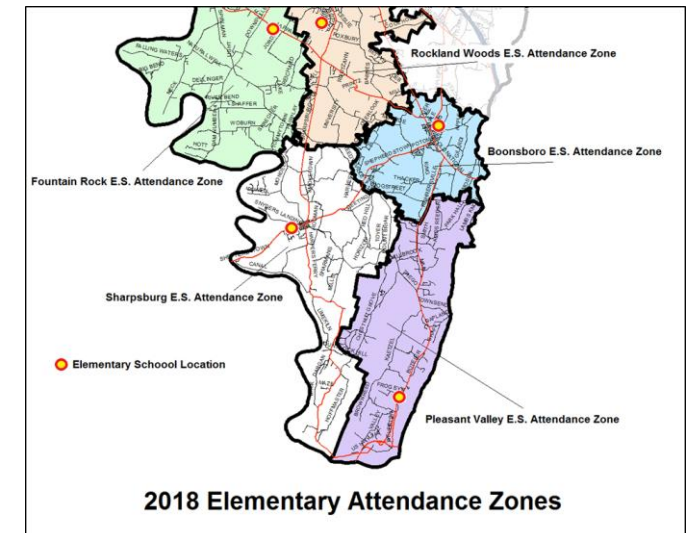
## ■ Rockland Woods Elementary

- 2018 K-5 SRC of 731 students
- 2017 K-5 Enrollment – 565 students
- 2018 K-5 Enrollment – **546** students

## ■ Enrollment projections at Rockland Woods ES

- 2021 K-5 Enrollment - 602 students
- 129 students below SRC
- 20 pre-kindergarten students (current program)

State-rated capacity (SRC)



# Baseline Information

	K-5 Adjusted State Rated Capacity	K-5 Enrollment Sept. 29, 2017*	Projected K-5 Enrollment 2021	Projected K-5 seats available 2021	Projected 2021 Percent Capacity	Recommendations "In"	Recommendations "Out"
Boonsboro ES	494	533	604	-110	122%		
Fountain Rock ES	278	251	292	-14	105%		
Pleasant Valley ES	209	224	229	-20	110%		
Rockland Woods ES	731	543	602	129	82%		
Sharpsburg ES	431	245	247	184	57%		
Elementary School Total	2,143	1,796	1,974	169			
Adjustments indicate: 20 pre-kindergarten seats at Boonsboro ES, Fountain Rock ES, Pleasant Valley ES, Rockland Woods ES							
40 pre-kindergarten seats at Sharpsburg ES							

# Facilities and Enrollment Advisory Committee (FEAC)

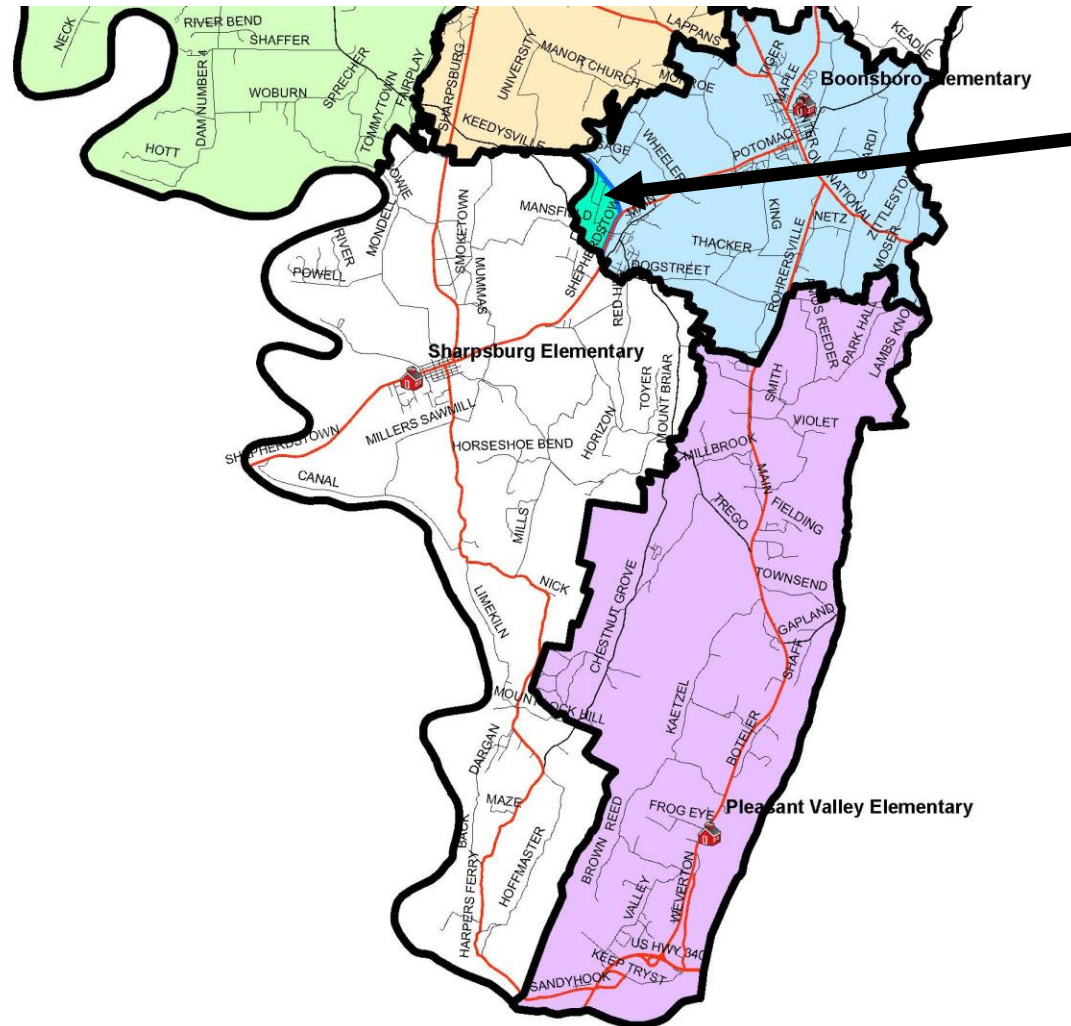
	PRELIMINARY RECOMMENDATION	COMMENTS																
1.	<p>Establish a new Sharpsburg Elementary attendance zone by reassigning the westernmost portion of the Boonsboro Elementary attendance zone as defined by:</p> <ul style="list-style-type: none"><li>the existing Sharpsburg Elementary attendance zone to the west;</li><li>properties to the north of Hardwood Lane to the north;</li><li>properties to the east of Hardwood Lane and Coffman Farms Lane to the east, and;</li><li>Shepherdstown Pike (MD 34) to the south.</li></ul> <p><i>Pending Final FEAC Recommendation</i></p> <p><i>** This is not a formal boundary description and is subject to future revision. See the attached maps for the area(s) under consideration by the FEAC. **</i></p>	<p>Reassigns approximately 9 K-5 Boonsboro Elementary students to Sharpsburg Elementary.</p> <table><tr><th>School Year</th><th># of K-5 students on 9/30</th></tr><tr><td>2018-2019*</td><td>11</td></tr><tr><td>2017-2018</td><td>9</td></tr><tr><td>2016-2017</td><td>8</td></tr><tr><td>2015-2016</td><td>8</td></tr><tr><td>2014-2015</td><td>11</td></tr><tr><td>2013-2014</td><td>10</td></tr><tr><td>2012-2013</td><td>12</td></tr></table> <p>*from student information data – to be verified prior to Final FEAC Report</p>	School Year	# of K-5 students on 9/30	2018-2019*	11	2017-2018	9	2016-2017	8	2015-2016	8	2014-2015	11	2013-2014	10	2012-2013	12
School Year	# of K-5 students on 9/30																	
2018-2019*	11																	
2017-2018	9																	
2016-2017	8																	
2015-2016	8																	
2014-2015	11																	
2013-2014	10																	
2012-2013	12																	

# Facilities and Enrollment Advisory Committee (FEAC)

Preliminary Boundary  
Realignment Recommendation 1

From Boonsboro Elementary to  
Sharpsburg Elementary


Approximately Nine (9) K-5  
Students



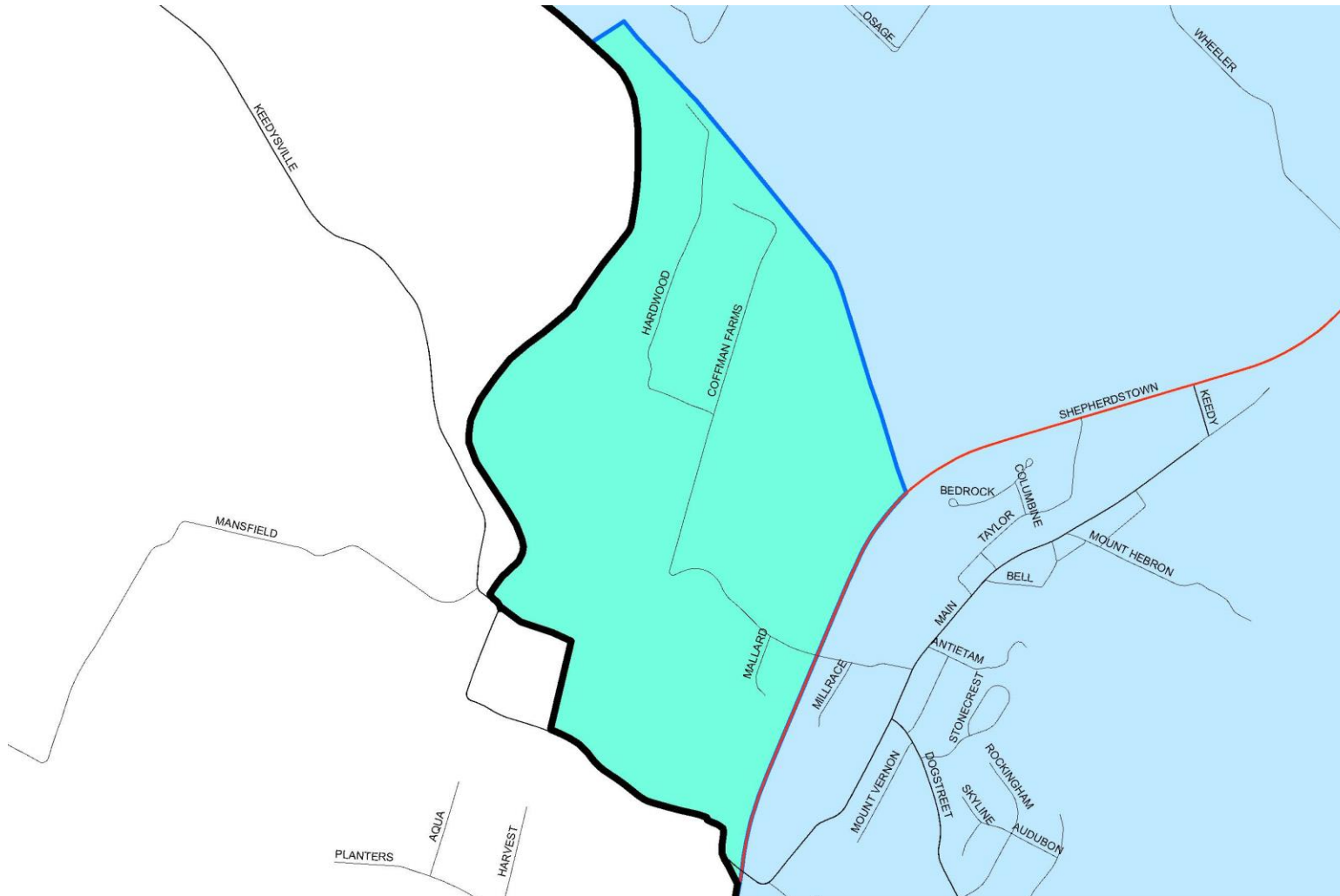
Recommendation #1

# Facilities and Enrollment Advisory Committee (FEAC)

**Preliminary Boundary  
Realignment Recommendation 1**

 **From Boonsboro Elementary to  
Sharpsburg Elementary**

**Approximately Nine (9) K-5  
Students**



**Addresses Impacted:**

**Hardwood Lane  
Mallard Lane**

**Coffman Farms Road (portions of)  
Shepherdstown Pike (portions of)**

# Facilities and Enrollment Advisory Committee (FEAC)

	PRELIMINARY RECOMMENDATION	COMMENTS																
2.	<p>Establish a new Sharpsburg Elementary attendance zone by reassigning the westernmost portion of the Boonsboro Elementary attendance zone (the Town of Keedysville) as defined by:</p> <ul style="list-style-type: none"><li>• Shepherdstown Pike (MD 34) to the west and the north;</li><li>• properties to the east of Main Street, Mount Hebron Road, Hoot Owl Court, Antietam Drive, Stonecrest Drive, and Turkey Tract Place to the east, and;</li><li>• the existing Sharpsburg Elementary attendance zone to the south.</li></ul> <p><i>Pending Final FEAC Recommendation</i></p> <p><i>** This is not a formal boundary description and is subject to future revision. See the attached maps for the area(s) under consideration by the FEAC. **</i></p>	<p>Reassigns approximately 98 K-5 Boonsboro Elementary students to Sharpsburg Elementary.</p> <table><tr><th>School Year</th><th># of K-5 students on 9/30</th></tr><tr><td>2018-2019*</td><td>98</td></tr><tr><td>2017-2018</td><td>98</td></tr><tr><td>2016-2017</td><td>101</td></tr><tr><td>2015-2016</td><td>98</td></tr><tr><td>2014-2015</td><td>97</td></tr><tr><td>2013-2014</td><td>103</td></tr><tr><td>2012-2013</td><td>122</td></tr></table> <p>*from student information data – to be verified prior to Final FEAC Report</p>	School Year	# of K-5 students on 9/30	2018-2019*	98	2017-2018	98	2016-2017	101	2015-2016	98	2014-2015	97	2013-2014	103	2012-2013	122
School Year	# of K-5 students on 9/30																	
2018-2019*	98																	
2017-2018	98																	
2016-2017	101																	
2015-2016	98																	
2014-2015	97																	
2013-2014	103																	
2012-2013	122																	

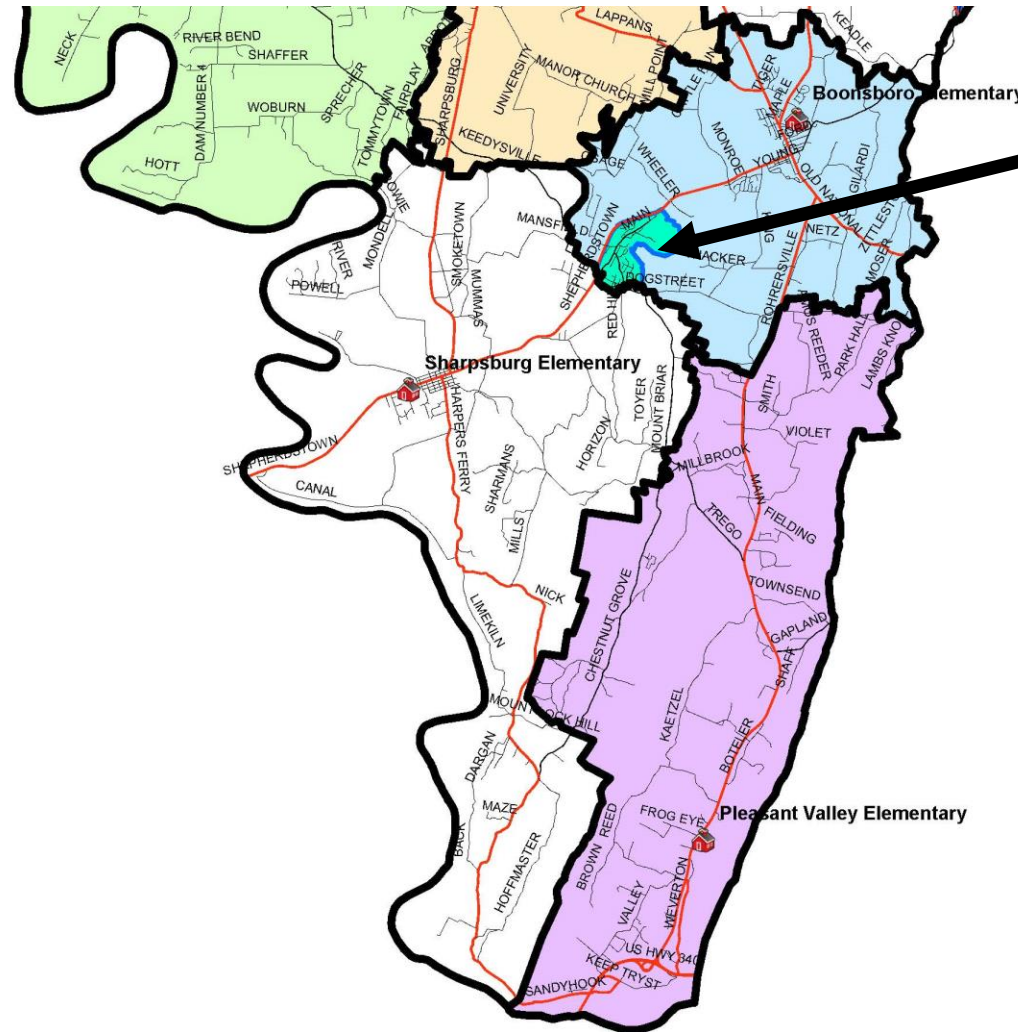


# Facilities and Enrollment Advisory Committee (FEAC)

Preliminary Boundary  
Realignment Recommendation 2

From Boonsboro Elementary to  
Sharpsburg Elementary

Approximately 98 K-5 Students



Recommendation #2

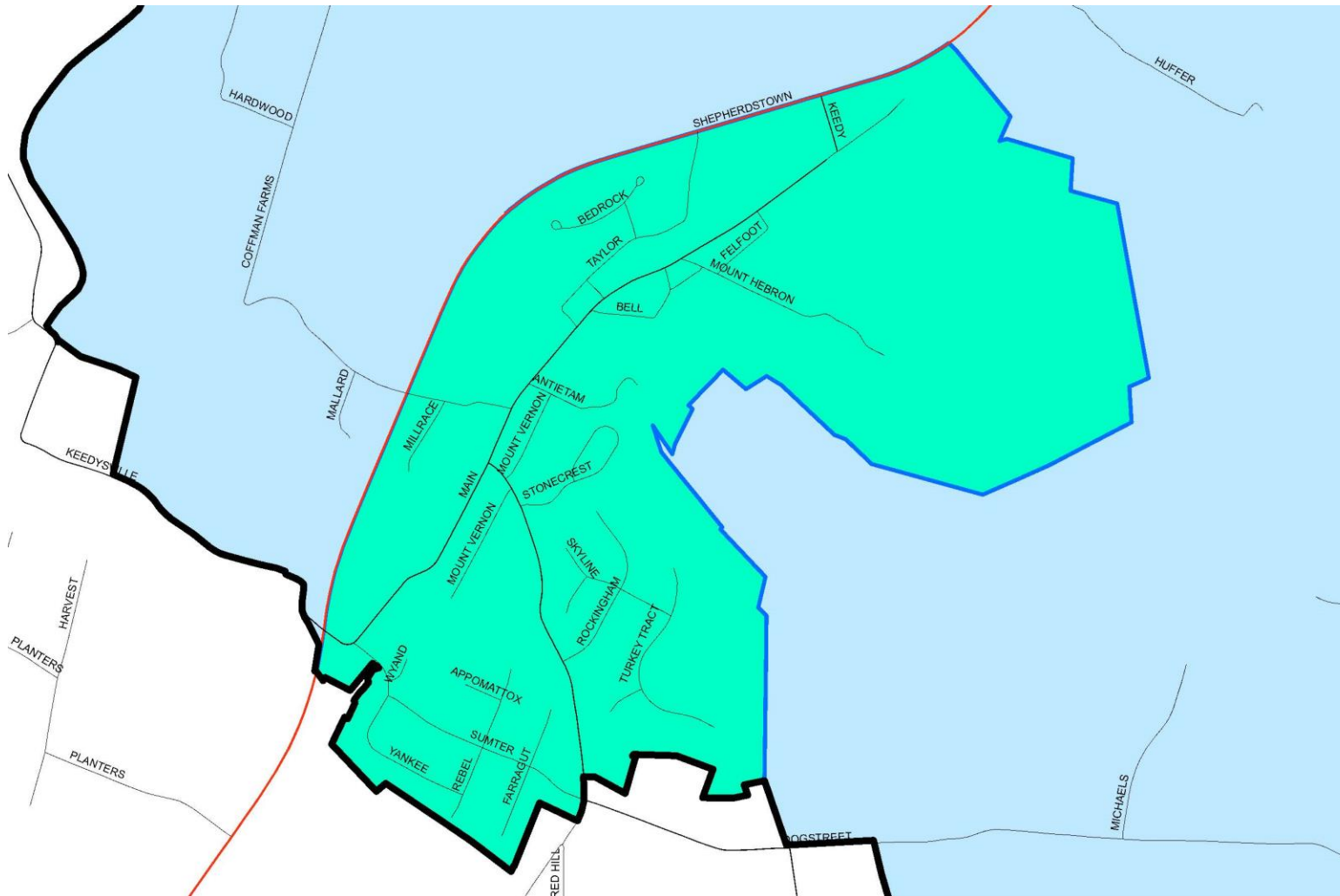


# Facilities and Enrollment Advisory Committee (FEAC)

Preliminary Boundary  
Realignment Recommendation 2

From Boonsboro Elementary to  
Sharpsburg Elementary

Approximately 98 K-5 Students



Addresses Impacted:  
Antietam Drive  
Appomattox Court,  
Auborn Way,  
Bedrock Circle  
Bedrock Lane  
Bell Lane  
Bunny Lane  
Columbine Drive  
Farragut Drive,  
Felfoot Drive, Hoot Owl Court,  
Main Street  
Millrace Lane,  
Mount Hebron Road  
Mount Vernon Drive,  
Rebel Lane  
Rockingham Drive  
Skyline Court  
Stonecrest Circle  
Sumter Drive  
Taylor Drive  
Turkey Tract Place  
Village View Court  
Wyand Drive  
Yankee Drive

Coffman Farms Road (portions of)  
Dogstreet Road (portions of)  
Shepherdstown Pike (portions of)

# Facilities and Enrollment Advisory Committee (FEAC)

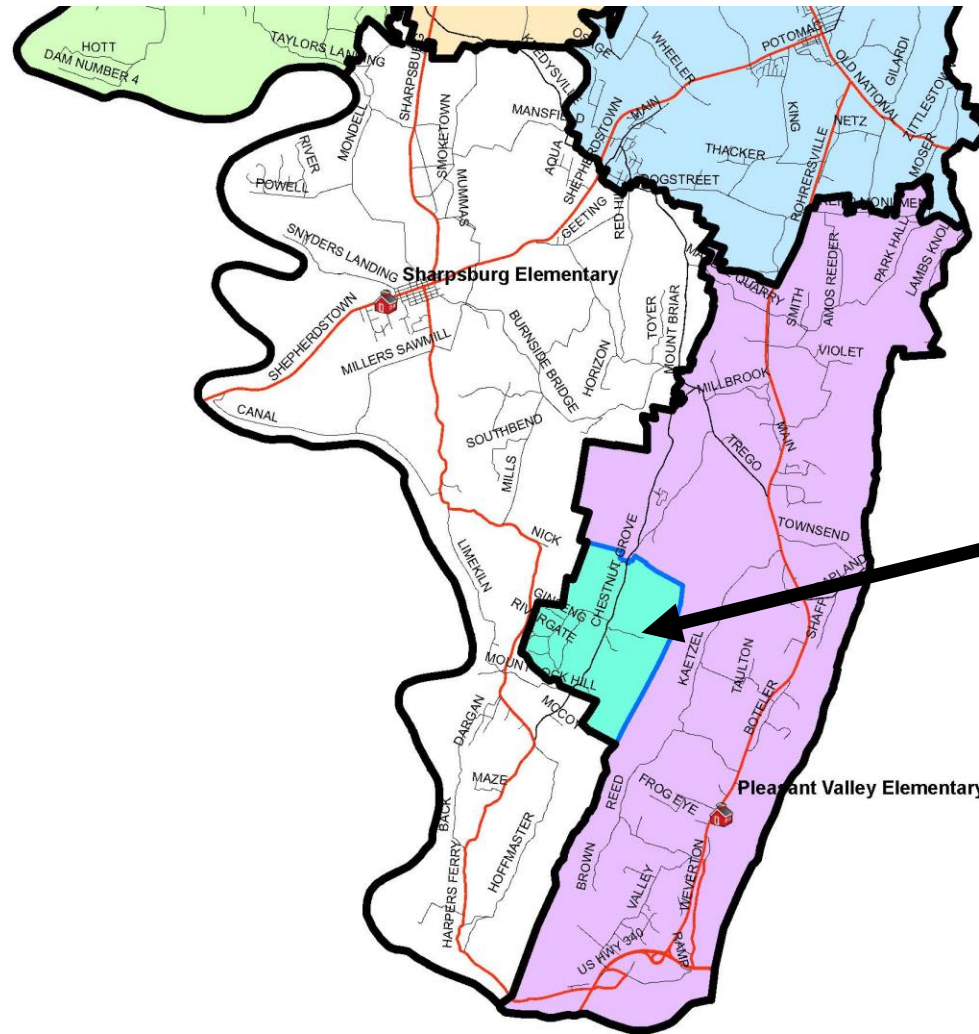
	PRELIMINARY RECOMMENDATION	COMMENTS																
3.	<p>Establish a new Sharpsburg Elementary attendance zone by reassigning the westernmost portion of the Pleasant Valley Elementary attendance zone as defined by:</p> <ul style="list-style-type: none"><li>the existing Sharpsburg Elementary attendance zone to the west;</li><li>properties to the north of the intersection of Nick Lane and Chestnut Grove Road to the north;</li><li>properties to the east of Chestnut Grove Road, Solomon’s Gap Lane, Bobcat Ridge Lane and Rocky Road to the east, and;</li><li>the existing Sharpsburg Elementary attendance zone to the south.</li></ul> <p><i>Pending Final FEAC Recommendation</i></p> <p><i>** This is not a formal boundary description and is subject to future revision. See the attached maps for the area(s) under consideration by the FEAC. **</i></p>	<p>Reassigns approximately 19 K-5 Pleasant Valley Elementary students to Sharpsburg Elementary.</p> <table><tr><th>School Year</th><th># of K-5 students on 9/30</th></tr><tr><td>2018-2019*</td><td>18</td></tr><tr><td>2017-2018</td><td>19</td></tr><tr><td>2016-2017</td><td>22</td></tr><tr><td>2015-2016</td><td>22</td></tr><tr><td>2014-2015</td><td>29</td></tr><tr><td>2013-2014</td><td>32</td></tr><tr><td>2012-2013</td><td>38</td></tr></table> <p>*from student information data – to be verified prior to Final FEAC Report</p>	School Year	# of K-5 students on 9/30	2018-2019*	18	2017-2018	19	2016-2017	22	2015-2016	22	2014-2015	29	2013-2014	32	2012-2013	38
School Year	# of K-5 students on 9/30																	
2018-2019*	18																	
2017-2018	19																	
2016-2017	22																	
2015-2016	22																	
2014-2015	29																	
2013-2014	32																	
2012-2013	38																	

# Facilities and Enrollment Advisory Committee (FEAC)

### Preliminary Boundary Realignment Recommendation 3

**From Pleasant Valley  
Elementary to Sharpsburg  
Elementary**

### Approximately 19 K-5 Students



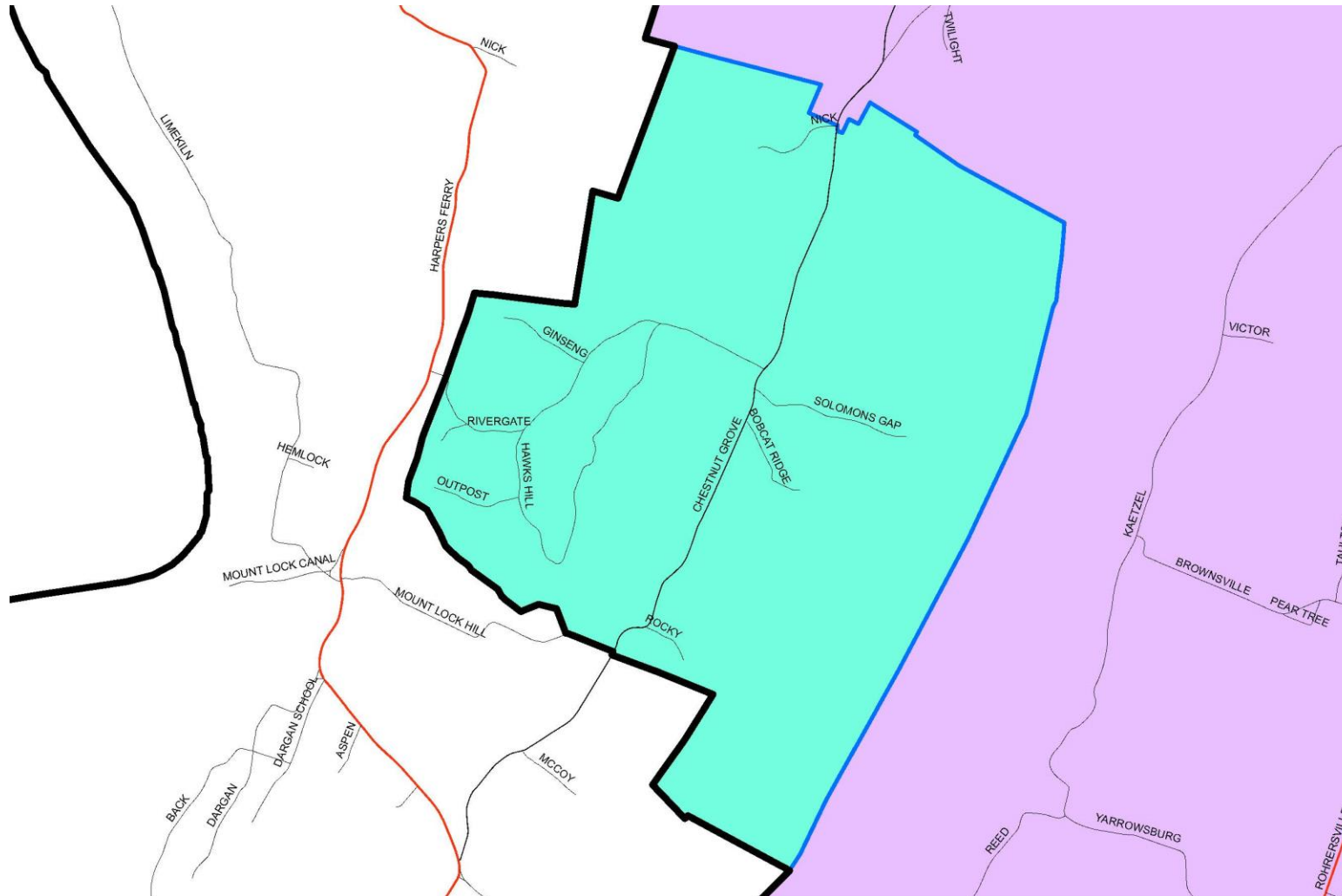
### ■ Recommendation #3

# Facilities and Enrollment Advisory Committee (FEAC)

**Preliminary Boundary  
Realignment Recommendation 3**

**From Pleasant Valley  
Elementary to Sharpsburg  
Elementary**

**Approximately 19 K-5 Students**



**Addresses Impacted:**

**Bobcat Ridge Lane  
Flintlock Court  
Ginseng Lane  
Hawks Hill Lane  
Nick Road  
Outpost Road  
Rocky Road  
Solomon's Gap Lane**

**Chestnut Grove Road (portions of)  
Rivergate Road (portions of)**

# Baseline Information

	K-5 Adjusted State Rated Capacity	K-5 Enrollment Sept. 29, 2017*	Projected K-5 Enrollment 2021	Projected K-5 seats available 2021	Projected 2021 Percent Capacity	Recommendations "In"	Recommendations "Out"
Boonsboro ES	494	533	604	-110	122%		
Fountain Rock ES	278	251	292	-14	105%		
Pleasant Valley ES	209	224	229	-20	110%		
Rockland Woods ES	731	543	602	129	82%		
Sharpsburg ES	431	245	247	184	57%		
Elementary School Total	2,143	1,796	1,974	169			
Adjustments indicate: 20 pre-kindergarten seats at Boonsboro ES, Fountain Rock ES, Pleasant Valley ES, Rockland Woods ES							
40 pre-kindergarten seats at Sharpsburg ES							

# Updated Information with Recommendations

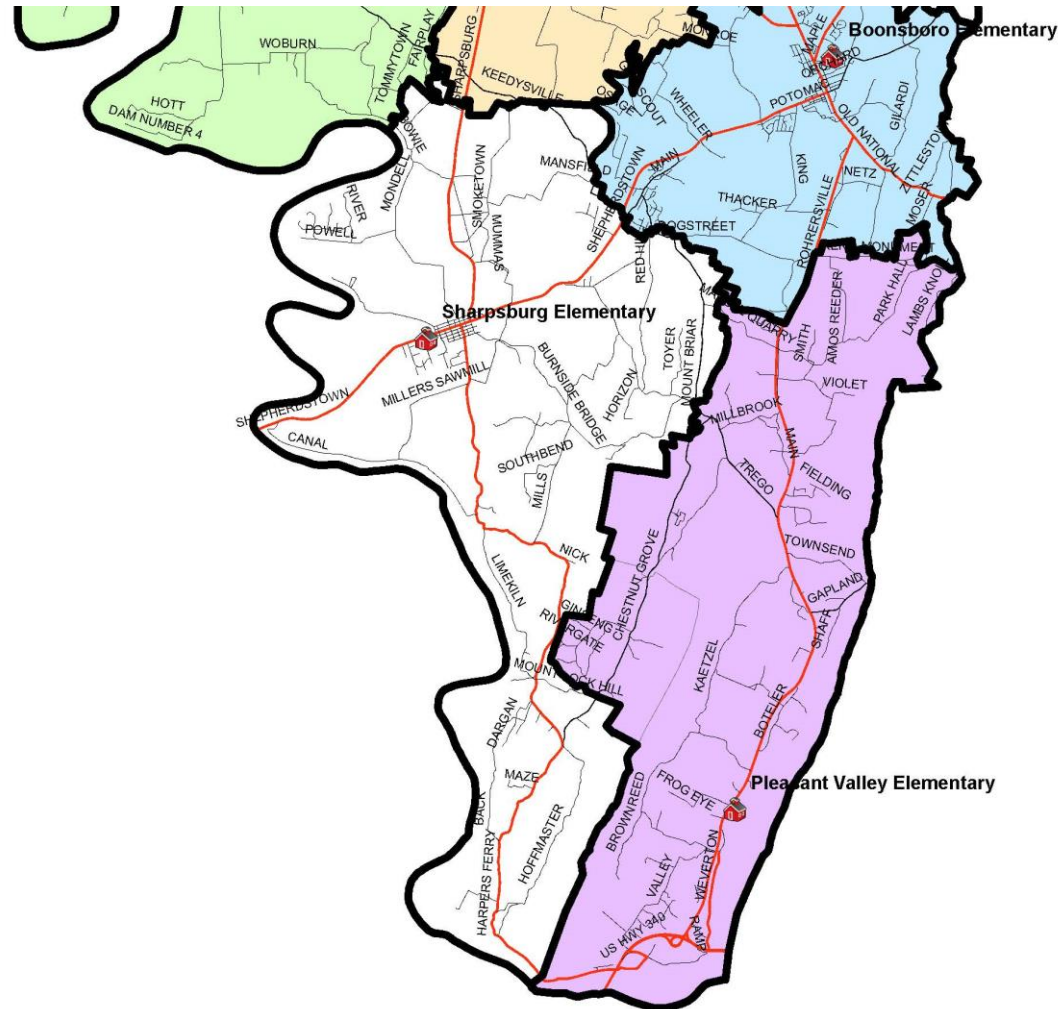
	K-5 Adjusted State Rated Capacity	K-5 Enrollment Sept. 29, 2017*	Projected K-5 Enrollment 2021	Projected K-5 seats available 2021	Projected 2021 Percent Capacity	Recommendations "In"	Recommendations "Out"
Boonsboro ES	494	533	497	-3	101%		Rec. 1 (9), Rec. 2 (98)
Fountain Rock ES	278	251	292	-14	105%		
Pleasant Valley ES	209	224	210	-1	100%		Rec. 3 (19)
Rockland Woods ES	731	543	602	129	82%		
Sharpsburg ES	431	245	373	58	87%	Rec. 1 (9), Rec. 2 (98), Rec. 3 (19)	
<b>Elementary School Total</b>	<b>2,143</b>	<b>1,796</b>	<b>1,974</b>	<b>169</b>			
<i>Adjustments indicate: 20 pre-kindergarten seats at Boonsboro ES, Fountain Rock ES, Pleasant Valley ES, Rockland Woods ES</i>							
<i>40 pre-kindergarten seats at Sharpsburg ES</i>							

## Updated Information with Recommendations

	No Changes	With Rec. 1, Rec. 2 and Rec. 3	Difference
	Projected 2021 FARMS (Same as 2018 %)	Projected 2021 FARMS	
Boonsboro ES	15.4%	16.7%	1.3%
Pleasant Valley ES	26.8%	28.2%	1.4%
Sharpsburg ES	34.4%	26.0%	-8.4%

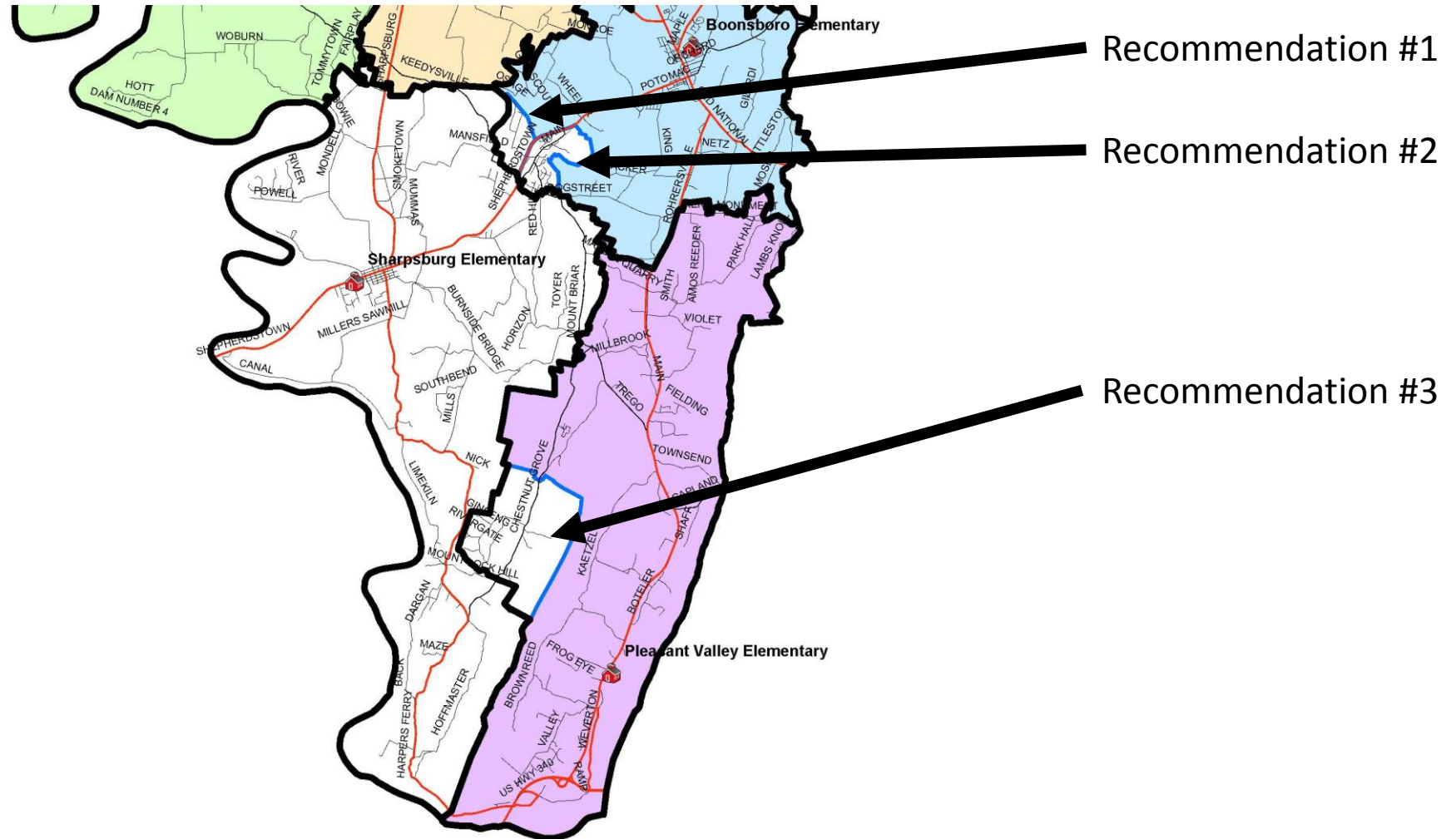


# Current Attendance Zones





# Attendance Zones with Recommendations



# Facilities and Enrollment Advisory Committee (FEAC)

## **Moving Forward:**

- Consideration of Board comments
- The FEAC will meet to compile final recommendations and vote
- Provide a final report to the Board of Education