

**WASHINGTON COUNTY BOARD OF EDUCATION**  
**FINANCIAL STATEMENTS AND SINGLE AUDIT REPORT**  
**YEAR ENDED JUNE 30, 2020**

WASHINGTON COUNTY BOARD OF EDUCATION

YEAR ENDED JUNE 30, 2020

TABLE OF CONTENTS

	<u>Page</u>
Independent Auditor's Report on Financial Statements	1 - 3
Management's Discussion and Analysis	4 - 16
Basic Financial Statements	
Government-wide Financial Statements	
Statement of Net Position	17
Statement of Activities	18
Fund Financial Statements	
Balance Sheet – Governmental Funds	19
Reconciliation of Governmental Funds Balance Sheet to the Statement of Net Position	20
Statement of Revenues, Expenditures, and Changes in Fund Balances – Governmental Funds	21
Reconciliation of the Statement of Revenues, Expenditures and Changes in Fund Balances of Governmental Funds to the Statement of Activities	22
Statement of Net Position – Proprietary Funds	23
Statement of Revenues, Expenses and Changes in Fund Net Position – Proprietary Funds	24
Statement of Cash Flows – Proprietary Funds	25
Statement of Fiduciary Net Position – Fiduciary Funds	26
Statement of Changes in Fiduciary Net Position – Fiduciary Funds	27
Notes to Financial Statements	28 - 66
Required Supplementary Information	
Schedule of Revenues, Expenditures and Changes in Fund Balance – Budget and Actual – Unrestricted Current Expense Fund	68
Schedule of Changes in the Net OPEB Liability and Related Ratios	69
Schedule of the School System's OPEB Contributions	70
Schedule of the School System's Investment Returns for the OPEB Plan	71
Schedule of the School System's Proportionate Share of the Net Pension Liability – Maryland State Retirement and Pension System	72
Schedule of the School System Pension Contributions – Employee Retirement and Pension System	73
Notes to the Required Supplementary Information	74
Other Supplementary Information	
Combining Balance Sheet – General Fund	76
Combining Statement of Revenues, Expenditures, and Changes in Fund Balance – General Fund	77

WASHINGTON COUNTY BOARD OF EDUCATION

YEAR ENDED JUNE 30, 2020

TABLE OF CONTENTS

	<u>Page</u>
Other Supplementary Information (Continued)	
Combining Statement of Revenues, Expenditures, and Changes in Fund Balances – General Fund – Budgetary Basis	78
Combining Statement of Fiduciary Net Position – Agency Funds	79
Single Audit Report	
Report on Internal Control over Financial Reporting and on Compliance and Other Matters Based on an Audit of Financial Statements Performed in Accordance with <i>Government Auditing Standards</i>	81-82
Report on Compliance for Each Major Federal Program and on Internal Control Over Compliance Required by the Uniform Guidance	83-84
Schedule of Expenditures of Federal Awards	85-88
Notes to Schedule of Expenditures of Federal Awards	89-90
Schedule of Findings and Questioned Costs	91-94
Summary Schedule of Prior Audit Findings	95



# *Zelenkofske Axlerod LLC*

**CERTIFIED PUBLIC ACCOUNTANTS**

EXPERIENCE | EXPERTISE | ACCOUNTABILITY

## INDEPENDENT AUDITOR'S REPORT

Members of the Board  
Washington County Board of Education  
Hagerstown, Maryland

### **Report on the Financial Statements**

We have audited the accompanying financial statements of the governmental activities, the business-type activities, each major fund, and the aggregate remaining fund information of the Washington County Board of Education (the "School System"), a component unit of Washington County, as of and for the year ended June 30, 2020, and the related notes to the financial statements, which collectively comprise the School System's basic financial statements as listed in the table of contents.

### ***Management's Responsibility for the Financial Statements***

The School System's management is responsible for the preparation and fair presentation of these financial statements in accordance with accounting principles generally accepted in the United States of America; this includes the design, implementation, and maintenance of internal control relevant to the preparation and fair presentation of financial statements that are free from material misstatement, whether due to fraud or error.

### ***Auditor's Responsibility***

Our responsibility is to express opinions on these financial statements based on our audit. We conducted our audit in accordance with auditing standards generally accepted in the United States of America and the standards applicable to financial audits contained in *Government Auditing Standards*, issued by the Comptroller General of the United States. Those standards require that we plan and perform the audit to obtain reasonable assurance about whether the financial statements are free from material misstatement.

An audit involves performing procedures to obtain audit evidence about the amounts and disclosures in the financial statements. The procedures selected depend on the auditor's judgment, including the assessment of the risks of material misstatement of the financial statements, whether due to fraud or error. In making those risk assessments, the auditor considers internal control relevant to the entity's preparation and fair presentation of the financial statements in order to design audit procedures that are appropriate in the circumstances, but not for the purpose of expressing an opinion on the effectiveness of the entity's internal control. Accordingly, we express no such opinion. An audit also includes evaluating the appropriateness of accounting policies used and the reasonableness of significant accounting estimates made by management, as well as evaluating the overall presentation of the financial statements.

We believe that the audit evidence we have obtained is sufficient and appropriate to provide a basis for our audit opinions.



# *Zelenkofske Axelrod LLC*

**CERTIFIED PUBLIC ACCOUNTANTS**

EXPERIENCE | EXPERTISE | ACCOUNTABILITY

Members of the Board  
Washington County Board of Education  
Page 2

## **Opinions**

In our opinion, the financial statements referred to above present fairly, in all material respects, the respective financial position of the governmental activities, the business-type activities, each major fund, and the aggregate remaining fund information of the School System, as of June 30, 2020, and the respective changes in financial position, and, where applicable, cash flows thereof for the year then ended in accordance with accounting principles generally accepted in the United States of America.

## **Adoption of Governmental Accounting Standards Board Pronouncements**

As described in Note 1 to the financial statements, in 2020 the School System adopted the provisions of Governmental Accounting Standards Board's Statement No. 95, "*Postponement of the Effective Dates of Certain Authoritative Guidance*". Our opinion is not modified with respect to this matter.

## **Other Matters**

### *Required Supplementary Information*

Accounting principles generally accepted in the United States of America require that the management's discussion and analysis, budgetary comparison information, schedule of changes in the total OPEB liability and related ratios, the schedule of the School System's OPEB contributions, the schedule of the School System's investment returns for the OPEB Plan, the schedule of the School System proportionate share of the net pension liability – Maryland State Retirement System, and the schedule of the School System's pension contributions – employee retirement and pension system on pages 4-16 and 68-74 be presented to supplement the basic financial statements. Such information, although not a part of the basic financial statements, is required by the Governmental Accounting Standards Board, who considers it to be an essential part of financial reporting for placing the basic financial statements in an appropriate operational, economic, or historical context. We have applied certain limited procedures to the required supplementary information in accordance with auditing standards generally accepted in the United States of America, which consisted of inquiries of management about the methods of preparing the information and comparing the information for consistency with management's responses to our inquiries, the basic financial statements, and other knowledge we obtained during our audit of the basic financial statements. We do not express an opinion or provide any assurance on the information because the limited procedures do not provide us with sufficient evidence to express an opinion or provide any assurance.

### *Other Information*

Our audit was conducted for the purpose of forming opinions on the financial statements that collectively comprise School System's basic financial statements. The combining fund financial statements on pages 76-79 are presented for purposes of additional analysis and are not a required part of the basic financial statements. The schedule of expenditures of federal award is presented for purposes of additional analysis as required by the Uniform Guidance and is not a required part of the basic financial statements.



# *Zelenkofske Axelrod LLC*

**CERTIFIED PUBLIC ACCOUNTANTS**

EXPERIENCE | EXPERTISE | ACCOUNTABILITY

Members of the Board  
Washington County Board of Education  
Page 3

The combining fund financial statements and the schedule of expenditures of federal awards are the responsibility of management and were derived from and relate directly to the underlying accounting and other records used to prepare the basic financial statements. Such information has been subjected to the auditing procedures applied in the audit of the basic financial statements and certain additional procedures, including comparing and reconciling such information directly to the underlying accounting and other records used to prepare the basic financial statements or to the basic financial statements themselves, and other additional procedures in accordance with auditing standards generally accepted in the United States of America. In our opinion, the combining fund financial statements and the schedule of expenditures of federal awards are fairly stated, in all material respects, in relation to the basic financial statements as a whole.

### **Other Reporting Required by *Government Auditing Standards***

In accordance with *Government Auditing Standards*, we have also issued our report dated September 25, 2020 on our consideration of the School Systems internal control over financial reporting and on our tests of its compliance with certain provisions of laws, regulations, contracts, and grant agreements and other matters. The purpose of that report is solely to describe the scope of our testing of internal control over financial reporting and compliance and the results of that testing, and not to provide an opinion on the effectiveness of internal control over financial reporting or on compliance. That report is an integral part of an audit performed in accordance with *Government Auditing Standards* in considering the School System's internal control over financial reporting and compliance.

*Zelenkofske Axelrod LLC*

ZELENKOFKSKE AXELROD LLC

Harrisburg, Pennsylvania  
September 25, 2020

## MANAGEMENT'S DISCUSSION AND ANALYSIS

This section of the Washington County Board of Education's (School System) annual financial report presents a discussion and analysis, prepared by the School System's senior financial management, of the financial performance for the fiscal year ended June 30, 2020. Please read it in conjunction with the basic financial statements that follow this section.

### Financial Highlights

- The effects of the coronavirus pandemic, COVID-19, were manifest in the School System's financial transactions. Schools and the central office were shut down in mid-March in response to the Governor's orders. Some employees continued to work from home and distance learning began a few weeks after the closure. There were additional costs in some areas and savings in others. Food Service Fund wages and benefits incurred during the closure were covered by the Current Expense Fund, except for wages and benefits related to providing the off-site meals. Additional costs were incurred for employee additional pay related to essential functions, such as processing payments to employees and vendors, cleaning and disinfecting facilities, preparation and mailing of instructional materials for students, and other things. Savings were realized in diesel fuel, utilities, instructional substitutes, contracted health and security services. Federal grants were received through the State of Maryland for some of the costs incurred during the last quarter of the fiscal year as well as replacement of student learning devices and other future costs related to responding to the pandemic. Most of the federal grants will be spent during fiscal year 2021.
- The School System's net financial position, as represented in the financial statements, increased \$31.1 million from last year. Overall revenues were \$382.3 million, \$31.1 million more than expenses. The excess revenues over expenses were largely due to capital outlays in excess of depreciation expense, a reduction in the other post-employment benefit expense, and positive results of operations in the self-insurance fund for healthcare claims.
- The total cost of educational programs was \$340.2 million, an increase of 0.5% from the prior year. After related charges, fees, operating and capital grants and contributions, the net cost that required general revenue funding decreased by 3.1% to \$262.7 million.
- The net position of our business-type activities, i.e., School Food Service, improved this year by \$596.2 thousand, after a transfer in of \$1.5 million. Net position is negative to the extent of \$4.0 million due to liabilities for pension and other post-employment benefits. Expenses were \$11.0 million while revenues were \$10.1 million.
- Investment income was \$185 thousand higher due to higher interest rates and higher short-term investing.
- Capital Projects Fund expenditures of \$30.5 million included work on a replacement for Sharpsburg Elementary School, construction of additional classroom space for Barbara Ingram School for the Arts, and various systemic maintenance projects.
- The School System contributed \$5.9 million to a trust fund established exclusively for the purpose of non-pension post-employment benefits and paid, net of contributions from retirees, \$11.7 million for retiree health care expenses.

## Overview of the Financial Statements

**Figure 1: Organization of the Washington County Public Schools Annual Financial Report**

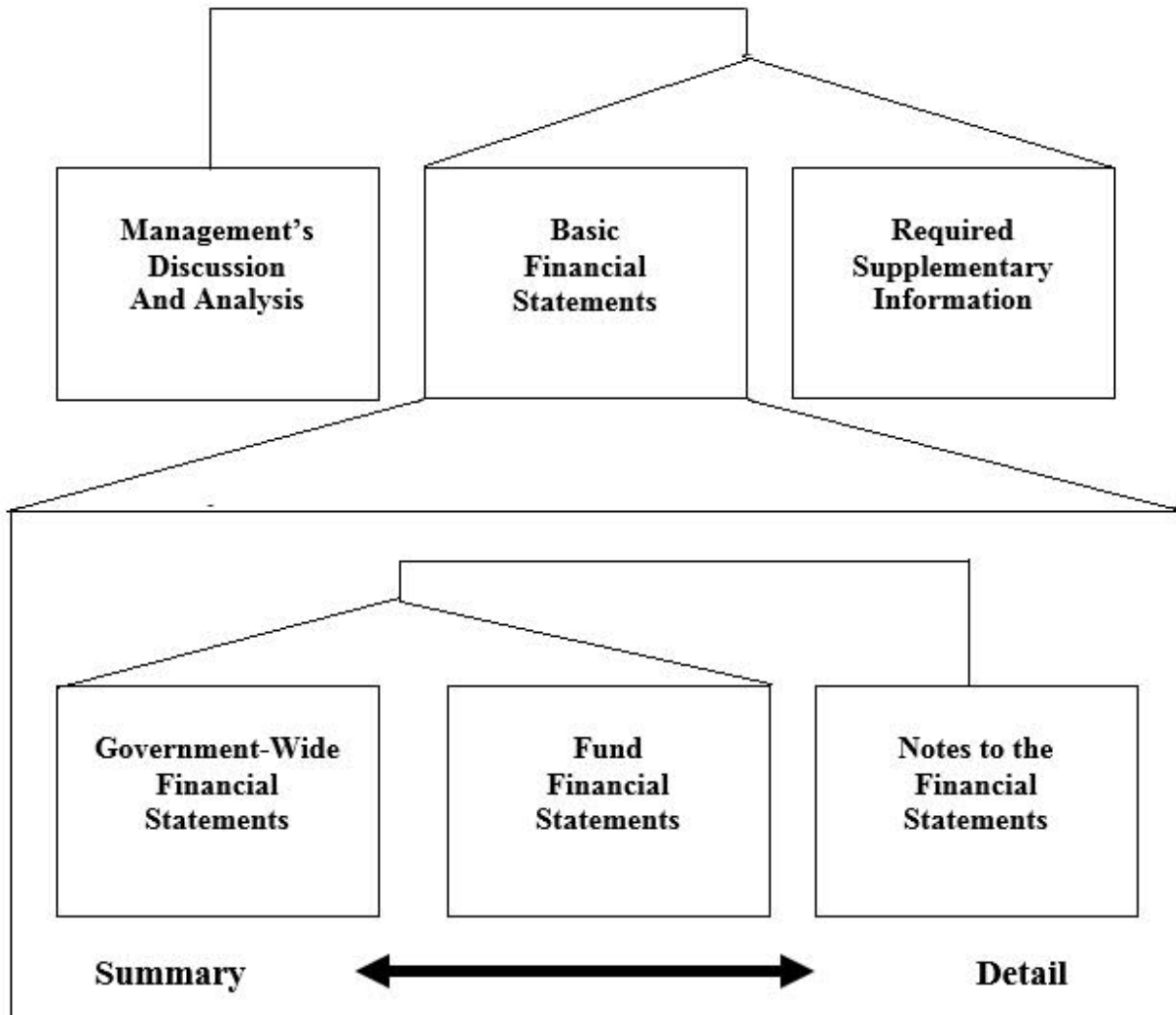


Figure 1 shows how the various parts of this annual report are arranged and related to one another. This annual report consists of several sections. They are: independent auditor's report, management's discussion and analysis (this section), the basic financial statements, required supplementary information, supplementary information, and the Single Audit. The basic financial statements include two kinds of statements that present different views of the School System:

- The first two statements are *government-wide financial statements* that provide both *short-term* and *long-term* information about the School System's *overall* financial status.
- The remaining statements are *fund financial statements* that focus on *individual parts* of the School System, reporting the operations in *more detail* than the government-wide statements. The fund financial statements include:
  - The *governmental funds statements* that tell how basic services such as regular and special education were financed in the *short-term* as well as what remains for future spending.



- ❑ *Proprietary funds statements* that offer *short-term* and *long-term* financial information about the activities the School System operates *like businesses*, such as food services and self-insurance.
- ❑ *Fiduciary funds statements* that provide information about the financial relationships in which the School System acts solely as a *trustee* or *agent* for the benefit of others.

The basic financial statements also include notes that explain some of the information in the statements and provide more detailed data. The statements are followed by a section of required supplementary information that further explains and supports the financial statements with a comparison to the School System’s budget for the year.

Figure 2 summarizes the major features of the School System’s financial statements, including the portion of the activities they cover and the types of information they contain.

**Figure 2: Major Features of the Government-Wide and Fund Financial Statements**

	Government-wide Statements	Fund Financial Statements		
		Governmental Funds	Proprietary Funds	Fiduciary Funds
Scope	Entire School System (except fiduciary funds)	The activities of the School System that are not proprietary or fiduciary, such as special education and building maintenance	Activities the School System operates similar to private businesses: food services and self-insurance	Instances in which the School System administers resources on behalf of someone else, such as scholarship programs, student activities, and other MD LEA’s.
Required financial statements	<ul style="list-style-type: none"> <li>• Statement of net position</li> <li>• Statement of activities</li> </ul>	<ul style="list-style-type: none"> <li>• Balance sheet</li> <li>• Statement of revenues, expenditures, and changes in fund balances</li> </ul>	<ul style="list-style-type: none"> <li>• Statement of net position</li> <li>• Statement of revenues, expenses, and changes in fund net position</li> <li>• Statement of cash flows</li> </ul>	<ul style="list-style-type: none"> <li>• Statement of fiduciary net position</li> <li>• Statement of changes in fiduciary net position</li> </ul>
Accounting basis and measurement focus	Accrual accounting and economic resources focus	Modified accrual accounting and current financial focus	Accrual accounting and economic resources focus	Accrual accounting and economic resources focus
Type of asset, deferred outflows of resources, liability, and deferred inflows of resources information	All assets, deferred outflows of resources, liabilities, and deferred inflows of resources, both financial and capital, short-term and long-term	Generally assets expected to be used up and liabilities that come due during the year or soon thereafter; no capital assets or long-term liabilities	All assets, deferred outflows of resources, liabilities, and deferred inflows of resources, both financial and capital, short-term and long-term	All assets and liabilities, both short-term and long-term; funds do not currently contain capital assets, although they can

	Government-wide Statements	Fund Financial Statements		
		Governmental Funds	Proprietary Funds	Fiduciary Funds
Type of inflow/out-flow information	All revenues and expenses during year, regardless of when cash is received or paid	Revenues for which cash is received during or soon after the end of the year; expenditures when goods or services have been received and the related liabilities are due and payable	All revenues and expenses during the year, regardless of when cash is received or paid	All additions and deductions during the year, regardless of when cash is received or paid

The remainder of this overview section highlights the structure and contents of each of the statements.

**Government-Wide Financial Statements**

The government-wide statements report information about the School System as a whole using accounting methods similar to those used by private-sector companies. The statement of net position includes all of the School System’s assets, deferred outflows of resources, liabilities, and deferred inflows of resources. The statement of activities includes all of the year’s revenues and expenses, regardless of when cash is received or paid.

The two government-wide statements report the net position and how they have changed. Net position, the difference between assets, deferred outflows of resources, liabilities, and deferred inflows of resources, is one way to measure the School System’s financial health.

- Over time, increases or decreases in the system’s net position are an indicator of whether its financial position is improving or deteriorating, respectively.
- To assess the School System’s overall health, one needs to consider additional non-financial factors such as the condition of school buildings and other facilities.

In the government-wide financial statements, the activities of the School System are divided into two categories:

- *Governmental activities:* Most of the School System’s basic services are included here, such as regular and special education, transportation, operations and maintenance, and administration. County appropriations, state formula aid, and grants finance most of these activities.
- *Business-type activities:* The School System charges fees to help it cover the cost of certain services it provides. School Food Service is included here.

## Fund Financial Statements

The fund financial statements provide more detailed information about the School System's funds, focusing on its most significant or "major" funds, not the School System as a whole. Funds are accounting devices used to keep track of specific funding and spending on particular programs:

- State law mandates certain funds, and
- The School System establishes other funds to control and manage money for particular purposes or to show that it is properly using certain revenues such as restricted grants.

The School System has three kinds of funds:

- *Governmental funds:* Most of the School System's basic services are included in governmental funds, which generally focus on (1) how cash and other financial assets that can readily be converted to cash flow in and out and (2) the balances left at year-end that are available for spending, subject to various levels of constraints. Consequently, the governmental funds statements provide a detailed short-term view that helps you determine whether there are more or fewer financial resources that can be spent in the near future to finance the School System's programs. Because this information does not encompass the additional long-term focus of the government-wide statements, additional information is provided in a reconciliation of the governmental funds balance sheet to the statement of net position and a separate reconciliation of the governmental funds statement of revenues, expenditures, and changes in fund balances (deficit) to the statement of activities.
- *Proprietary funds:* Services for which the School System charges a fee are generally reported in proprietary funds. Proprietary funds are reported in the same way as the government-wide statements. The School System's *enterprise funds* (one type of proprietary fund) are the same as its business-type activities but provide more detail and additional information, such as cash flows. The Food Services Fund is the only enterprise fund of the School System. The School System also uses *internal service funds* (the other type of proprietary fund) to report activities that support other programs and activities. The Self-Insurance Fund is the only internal service fund.
- *Fiduciary funds:* The School System is the trustee, or *fiduciary*, for assets that belong to others, such as the Scholarship Fund, the Student Activities Funds, and the Fringe Benefit Fund (Section 125 spending accounts). The School System is responsible for ensuring that the assets reported in these funds are used only for their intended purposes and by those to whom the assets belong. These activities are excluded from the government-wide financial statements because the assets cannot be used to finance operations.

## Financial Analysis of the School System as a Whole (Government-Wide)

Net Position: The School System's *combined* net position was higher on June 30, 2020, than it was on the previous year's financial statements, increasing by \$31.1 million. (See Figure 3).

<b>Figure 3: Condensed Statement of Net Position (in millions of dollars)</b>						
	Governmental Activities		Business-Type Activities		Total School System	
	2020	2019	2020	2019	2020	2019
Current assets	\$ 63.3	\$ 50.6	\$ 2.9	\$ 2.5	\$ 66.2	\$ 53.1
Capital assets	246.9	228.3	1.6	1.6	248.5	229.9
Deferred outflows of resources	52.0	22.0	1.9	1.3	53.9	23.3
<b>Total Assets and Deferred Outflows of Resources</b>	<b>362.2</b>	<b>300.9</b>	<b>6.4</b>	<b>5.4</b>	<b>368.6</b>	<b>306.3</b>
Current liabilities	36.3	31.3	0.3	0.2	36.6	31.5
Noncurrent liabilities	217.8	258.6	7.5	8.4	225.3	267.0
Deferred inflows of resources	93.9	27.3	2.6	1.4	96.5	28.7
<b>Total Liabilities and Deferred Inflows of Resources</b>	<b>348.0</b>	<b>317.2</b>	<b>10.4</b>	<b>10.0</b>	<b>358.4</b>	<b>327.2</b>
Net position						
Net investment in capital assets	246.9	227.2	1.6	1.6	248.5	228.8
Unrestricted	(232.7)	(243.5)	(5.6)	(6.2)	(238.3)	(249.7)
<b>Total Net Position</b>	<b>\$ 14.2</b>	<b>\$ (16.3)</b>	<b>\$ (4.0)</b>	<b>\$ (4.6)</b>	<b>\$ 10.2</b>	<b>\$ (20.9)</b>

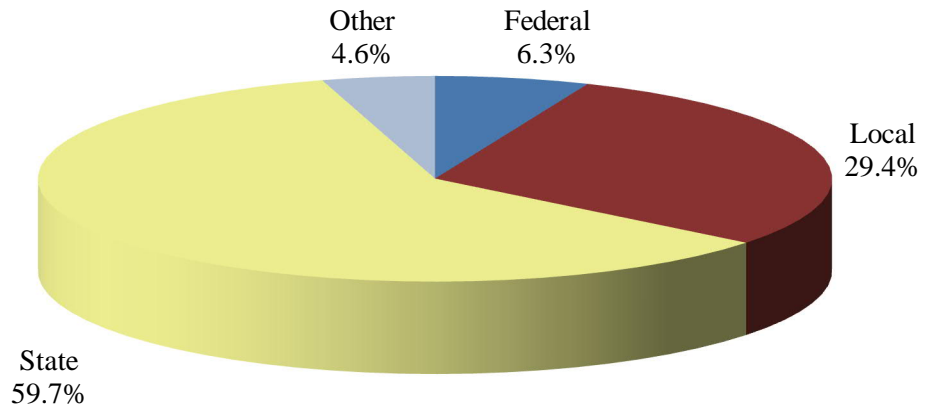
Change in Net Position: The School System's total revenues were \$382.3 million (See Figure 4). Local funding amounted to 29.4%. State and federal funding amounted to 59.7% and 6.3%, respectively. The remaining 4.6% came from fees charged for services and other miscellaneous sources (See Figure 5).

The total cost of all programs and services was nearly the same as last year at \$351.2 million. The School System's expenses, as shown graphically in Figure 6, are predominately related to instructing, caring for and transporting students (58.6%). Administrative and business activities accounted for 2.0%, while employee benefits, the majority of which are related to personnel who provide direct student services, represented 27.1% of the total cost. Another 10.2% of the total expenditures is used to operate and maintain the School System's 47 school sites and associated relocatable buildings. Overall, costs were mostly flat, though there were increases in instruction and student personnel services and decreases in food services, student health services, transportation, operation and maintenance of plant, mostly driven by the pandemic.

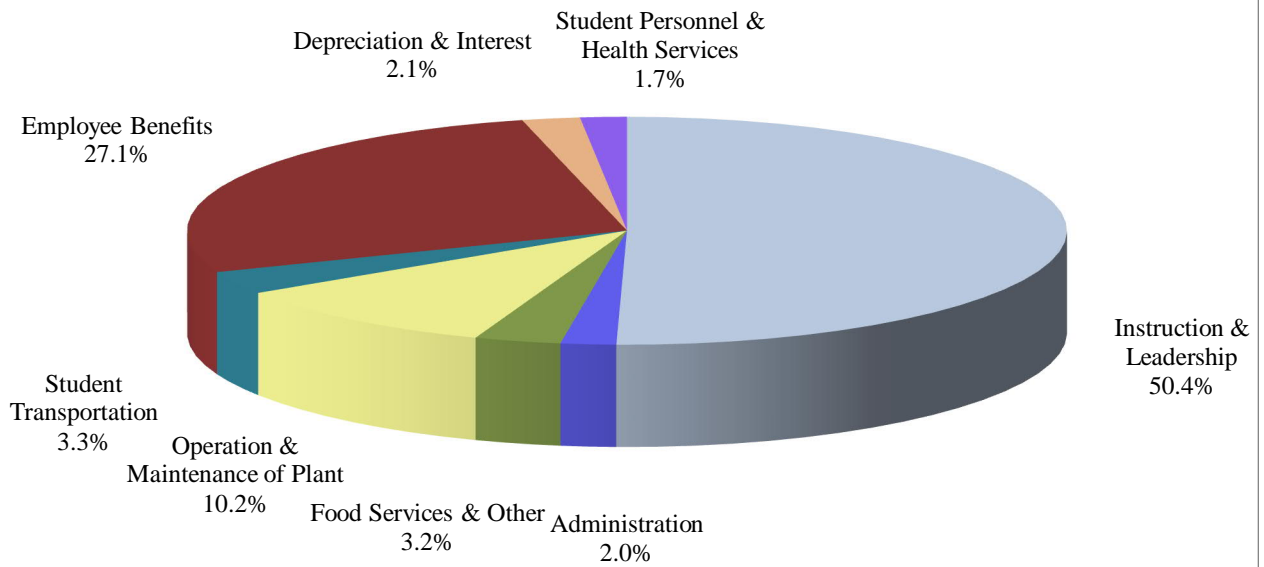
**Figure 4: Changes in Net Position from Operating Results (in millions of dollars)**

	Governmental Activities		Business-Type Activities		Total School System	
	2020	2019	2020	2019	2020	2019
<b>Revenues</b>						
Program revenues						
Charges for services	\$ 13.5	\$ 13.1	\$ 2.3	\$ 3.3	\$ 15.8	\$ 16.4
Operating grants & contributions	63.8	54.1	7.8	9.6	71.6	63.7
Capital grants & contributions	0.2	0.4	0.0	0.0	0.2	0.4
General revenues						
Local appropriation	112.3	99.8	-	-	112.3	99.8
State aid	181.2	172.0	-	-	181.2	172.0
Other and Transfers	-0.3	0.9	1.5	0.1	1.2	1.0
<b>Total Revenues</b>	<b>370.7</b>	<b>340.3</b>	<b>11.6</b>	<b>13.0</b>	<b>382.3</b>	<b>353.3</b>
<b>Expenses</b>						
Instruction & leadership	177.0	172.1	-	-	177.0	172.1
Student personnel & health services	6.0	6.5	-	-	6.0	6.5
Administration	7.1	6.7	-	-	7.1	6.7
Operation & maintenance of plant	35.8	37.8	-	-	35.8	37.8
Student transportation	11.5	12.4	-	-	11.5	12.4
Fixed charges (employee benefits)	95.2	95.3	-	-	95.2	95.3
Food services & other	0.1	0.2	11.0	12.4	11.1	12.6
Depreciation & interest	7.5	7.6	-	-	7.5	7.6
<b>Total Expenses</b>	<b>340.2</b>	<b>338.6</b>	<b>11.0</b>	<b>12.4</b>	<b>351.2</b>	<b>351.0</b>
<b>Increase (Decrease) in Net Position</b>	<b>\$ 30.5</b>	<b>\$ 1.7</b>	<b>\$ 0.6</b>	<b>\$ 0.6</b>	<b>\$31.1</b>	<b>\$2.3</b>

**Figure 5: Sources of Revenues for FY2020**



**Figure 6: Expenses for FY2020**



## Governmental Activities

General revenues for the governmental activities increased 7.5% to \$293.2 million, while total expenses, net of charges for services and grants, decreased 3.1% to \$262.7 million. The increase in net position for governmental activities was \$30.5 million and can be largely attributed to higher state and local revenue, and an excess of revenue over expenses in the internal service fund.

Figure 7 presents the cost of the eight major School System activities: Instruction and Instructional Leadership, Student Personnel and Health Services, Administration, Operation and Maintenance of Plant, Student Transportation, Employee Benefits, Food Services and Other, and Depreciation and Interest. This table also shows each activity's *net cost* (total cost less fees generated by the activities, less intergovernmental aid such as grants provided for specific programs). The *net cost* shows the financial burden placed upon state and local taxpayers for each of these functions after the above-mentioned intergovernmental grants.

	Total Cost of Services		Net Cost of Services	
	2020	2019	2020	2019
Instruction & instructional leadership	177.0	172.1	\$ 144.6	\$ 148.9
Student personnel & health services	6.0	6.5	5.3	5.9
Administration	7.1	6.7	6.7	6.2
Operation & maintenance of plant	35.8	37.8	35.4	35.9
Student transportation	11.5	12.4	3.4	4.8
Employee benefits	95.2	95.3	59.8	61.7
Food services and other	0.1	0.2	-	-
Depreciation & interest	7.5	7.6	7.5	7.6
<b>Total</b>	<b>\$ 340.2</b>	<b>\$ 338.6</b>	<b>\$ 262.7</b>	<b>\$ 271.0</b>

The cost of all governmental activities this year was \$340.2 million. Charges for services amounted to \$13.5 million, which were primarily amounts received from employees and retirees for health insurance premiums. Additionally, certain programs were subsidized to the extent of \$64.0 million by the federal (\$16.7 million), state (\$46.5 million), and local (\$0.2 million) governments, as well as other organizations (\$0.6 million). However, general revenues financed the majority of the costs of governmental activities (\$293.2 million). Total local funding amounted to \$112.5 million, while the state contributed \$227.7 million and federal funding amounted to \$16.7 million. Investment earnings, charges for services, and other miscellaneous sources funded the balance of the governmental activities.

## Business-Type Activities

School Food Service is the only business-type activity in the School System. Revenues of this business-type activity were \$11.6 million, including \$1.5 million transferred from Governmental Activities, and expenses were \$11.0 million for fiscal year 2020 (See Figure 4). School Food Service's revenues and transfer exceeded expenses by \$596 thousand. Without depreciation

expense, pension adjustments under GASB#68, other post-employment benefit adjustments under GASB#75, and other adjustments to conform to generally accepted accounting principles, the business-type activities would have shown a \$344 thousand increase in net position.

Research indicates that students who are not hungry learn better. To that end, School Food Service maintained reasonable meal prices while continuing to offer students tasty, nutritious meals. In addition to the lunch meal, almost all schools now serve breakfast. Several of our schools also enjoy a school-wide free breakfast program to ensure that students start their school day off with a full stomach. The majority of these programs are sponsored by the State Department of Education.

School Food Services staff continues to make prudent management decisions, taking advantage of all available government commodities, participating in cost-saving buying consortia, and developing marketing and promotion campaigns for products that are healthy yet attractive to our young consumers. Every effort is made to assure that students who qualify for free or reduced meal prices receive that benefit.

### **Financial Analysis of the School System's Funds**

The financial performance of the School System as a whole is reflected in its governmental funds as well. At year-end, its governmental funds reported combined fund balances of \$12.8 million. This is up slightly from last year's ending fund balance of \$12.4 million, resulting primarily from an excess of revenues over expenditures in the general fund offset by excess expenditures, representing retainage accruals, in the capital projects fund.

Current Expense Fund (Governmental): The current expense (general) funds had \$1.6 million more revenues than expenditures in fiscal year 2020. The resulting unassigned fund balance of \$5.1 million represents just 1.8% or about one week's worth of annual expenditures. The Government Finance Officers Association recommends an unrestricted fund balance level of no less than two months of revenues or expenditures. The \$1.6 million surplus is calculated on the modified accrual basis and is different from the \$1.2 million budgetary basis surplus due to the treatment of prior and current year encumbrances and the expenditure of previously committed fund balance.

Capital Projects Fund (Governmental): The Capital Projects Fund experienced an excess of expenditures over revenues of \$1.2 million. This is primarily the result of increased retainages payable on construction in progress for which revenue is not currently recognized. The fund balance equals the amount of outstanding retainage due on construction contracts in progress.

Food Service Fund (Proprietary-Enterprise): As previously noted, Food Service experienced a positive change in net position of \$596 thousand.

Self-Insurance Fund (Proprietary-Internal Service): The self-insurance fund began the year with a fund balance of \$8.1 million. Change in net position totaled \$6.1 million, which was lower than the \$7.4 million increase the prior year. In 2020, there was a premium increase and higher interest income, but claims increased more. Claims and administrative expenses were up 6.8% and revenue was up 3.4% due to an increase in premiums and changes in enrollment. The result is a \$14.2 million fund balance at year-end.



## **General Fund Budgetary Highlights**

Over the course of the year, the School System revised the annual operating budget several times. These budget amendments were completed to adjust to revised needs and priorities. Complicating the process this year was the uncertainty and fluctuations as a result of responding to the pandemic.

Most expense areas of the budget experienced costs lower than revised estimates. Mid-level administration was slightly higher due to costs incurred for communications. Operation of plant was over budget due to essential worker pay, cleaning supplies and personal protective equipment, and technology upgrades offset by savings in utilities and contracted services. Maintenance was over budget due to additional projects needed and not funded through the capital improvement budget. Capital outlay was over budget due to a relocatable module purchase for the west end of Hagerstown enrollment growth and program enhancements. Food services was greatly over budget due to transferring funds to cover worker pay during the pandemic-related closure and losses on student accounts.

The School System anticipates receiving approval for a final budget adjustment from the funding authority for shifts between revenue and expense categories in September, 2020.

## **Capital Assets and Debt Administration**

### **Capital Assets**

By the end of fiscal year 2020, the School System had invested \$248.5 million (net of depreciation and related debt) in a broad range of capital assets including school buildings, athletic facilities, computers and audio-visual equipment, transportation equipment, custodial and maintenance equipment, food service equipment, and miscellaneous instructional assets. This amount represents a net increase of \$18.6 million or 8.1% from last year. More detailed information about capital assets can be found in Note 5 to the financial statements. Total depreciation expense for the year approximated \$12.5 million, while buildings, improvements and additions to equipment and furniture amounted to approximately \$31.2 million, including an increase in construction in progress of \$27.4 million.

The School System's enrollment increased very slightly. Because numerous Washington County schools are over forty years old and in need of renovation or replacement, maintenance and systemic project spending were emphasized during the past several years and will continue to be needed.

The fiscal year 2021 capital budget forecasts the School System will spend \$2.3 million less than budgeted the prior year due to reduced local funding. Budgeted expenditures of \$15.9 million for capital projects include the following:

- Completion of construction of a replacement of Sharpsburg Elementary School in the southernmost part of the County,

- Completion of construction related to the downtown Hagerstown Urban Education Campus.
- Various systemic maintenance projects in several aging schools.

## **Debt**

The County, not the School System, reflects debt and annual debt service expenditures for school construction in their financial statements. The School System's debt consists of compensated absences payable and obligations related to capital leases, as well as pension and other post-employment benefits. See Notes 8, 11 and 12 to the financial statements for more detailed information concerning the current year activity and balances. A trust fund for the management of assets and accounting of financial transactions associated with the provision of retiree health insurance coverage has been established.

## **Factors Bearing on the School System's Future**

At the time these financial statements were prepared and audited, the School System was aware of several existing circumstances that could significantly affect its financial health in the future.

- School Construction and Maintenance Funding: Due to the condition of certain school facilities, the School System is in the process of improving conditions through renovations or replacements of existing schools. The challenge will be to obtain the needed capital funding, at both the state and local levels, to fund the need for new facilities as well as support necessary major maintenance projects to older buildings. If current local funding levels of capital projects does not increase significantly, it will be impossible to replace or fully renovate existing facilities that are growing quite old.
- Cost-Shifting and Enrollment Trends: In recent years, the County Commissioners have provided only maintenance of effort level funding established by State law, with the exception of a small increase for fiscal year 2019. Maintenance of effort provides level funding per student by requiring increased funding for increased enrollment. However, it does not provide for inflation or improvement initiatives. The cost of school health nurses, annual bus purchases, crossing guards, and other items previously funded separately have been absorbed within the existing operating budget without the additional funding. Future local revenue may be largely dependent upon changes in enrollment, which is trending flat to negative. There is concern that starting the fiscal year 2021 school year with learning taking place remotely will reduce enrollment, particularly in preschool and elementary grades. This could have a devastating effect on revenue for fiscal year 2022. State revenue is also affected by our enrollment, as well as poverty levels, county wealth and how those factors compare to changes experienced by the State as a whole. In addition, several years ago the State of Maryland shifted a portion of the employer share of costs related to the combined Teachers Retirement and Pension Systems (the Plan) to the School System. As disclosed in Note 10 to the financial statements, the State contributed \$16.9 million for this benefit in fiscal year 2020, but costs escalate as the number of participants and other workforce changes, such as salary increases and mortality assumptions impact the Plan.

Minimal revenue increases at the local level, as well as the impact of cost-shifting, will continue to present challenges to the School System's ability to provide desired programs and initiatives in the future.

- **Changing Student Population Demographics:** While the total student enrollment remains about the same, the number of students with special needs is increasing. Special education student count increased 2.7% last year and students with limited English skills increased 7.9% from a year earlier. Serving students with these needs means additional staffing and other costs. In addition, poverty levels remain high in Washington County with the number of students qualified for free and reduced priced meals at 47.8%. Additional resources and specialized techniques are required to help students discussed in this paragraph achieve academically. As we struggle to recruit and retain teachers in these high need areas, the limited funding increases will hamper efforts to increase salaries.
- **Legislative Changes:** The Maryland Safe to Learn Act created a Safe Schools Fund to provide grants to local school system. But it also increased responsibilities on school systems to provide higher levels of safety through initiatives such as increased numbers of school resource officers, safety vestibules at building entrances, staff training, a mental health coordinator, identification of behaviors of concern and providing wrap-around services. These programs will compete with resources needed to provide regular educational services.
- **Potential State Revenue Changes:** In the 2019 General Assembly, legislation entitled The Blueprint for Maryland's Future was passed that began the implementation of recommendations of the Kirwan Commission. For fiscal year 2020, \$9.5 million in additional revenue was made available to Washington County Public Schools to provide a substantial teacher salary increase for beginning teachers, provide pre-kindergarten classrooms, provide increased funding for special education, provide assistance for struggling learners in early elementary grades, and other initiatives of the legislation. Additional increases in funding were recommended by the Kirwan Commission and were passed by the General Assembly but vetoed by the Governor in 2020. State revenue shortfalls as a result of the pandemic make future revenue for these initiatives and unrestricted funding forecasts very uncertain. Much of the money to be provided by the Kirwan legislation was restricted in nature.

### **Contacting the School System's Financial Management**

This financial report is designed to provide the citizens and taxpayers of Washington County, and the creditors, parents and employees of the Washington County Public Schools with a general overview of the School System's finances and to demonstrate its accountability for the money it receives. If you have questions about this report, please contact the Finance Office, Washington County Public Schools, 10435 Downsview Pike, Hagerstown, Maryland 21740, or call (301) 766-2831.

WASHINGTON COUNTY BOARD OF EDUCATION  
STATEMENT OF NET POSITION  
JUNE 30, 2020

	Governmental Activities	Business-Type Activities	Total
<u>ASSETS</u>			
Current Assets			
Cash and Cash Equivalents	\$ 16,339,144	\$ 6,511	\$ 16,345,655
Investments	37,718,029	-	37,718,029
Due from Other Governments	9,484,860	166,210	9,651,070
Internal Balances	(2,393,130)	2,393,130	-
Due from Fiduciary Fund	46,347	-	46,347
Accounts Receivable	350,587	7,081	357,668
Inventories	96,101	349,840	445,941
Prepaid items	1,654,170	-	1,654,170
Total Current Assets	63,296,108	2,922,772	66,218,880
Noncurrent Assets			
Capital Assets, not being depreciated	46,726,247	-	46,726,247
Capital Assets, net of accumulated depreciation	200,233,178	1,567,322	201,800,500
Total Noncurrent Assets	246,959,425	1,567,322	248,526,747
<b>TOTAL ASSETS</b>	<b>310,255,533</b>	<b>4,490,094</b>	<b>314,745,627</b>
<u>DEFERRED OUTFLOWS OF RESOURCES</u>			
Other Postemployment Benefits (OPEB)	47,670,086	1,065,862	48,735,948
Pensions	4,337,895	826,266	5,164,161
<b>TOTAL DEFERRED OUTFLOWS OF RESOURCES</b>	<b>52,007,981</b>	<b>1,892,128</b>	<b>53,900,109</b>
<u>LIABILITIES</u>			
Current Liabilities			
Accounts Payable	9,762,755	89,048	9,851,803
Accrued Liabilities	22,507,692	32,644	22,540,336
Unearned Revenues	3,547,898	207,866	3,755,764
Long-term Liabilities			
Due within one year			
Compensated Absences	472,995	-	472,995
Capital Leases Payable	8,881	-	8,881
Total Current Liabilities	36,300,221	329,558	36,629,779
Noncurrent Liabilities			
Compensated Absences	6,694,705	172,191	6,866,896
Net OPEB Liability	195,519,407	4,398,187	199,917,594
Net Pension Liability	15,562,654	2,964,315	18,526,969
Capital Lease Payable	30,651	-	30,651
Total Noncurrent Liabilities	217,807,417	7,534,693	225,342,110
<b>TOTAL LIABILITIES</b>	<b>254,107,638</b>	<b>7,864,251</b>	<b>261,971,889</b>
<u>DEFERRED INFLOWS OF RESOURCES</u>			
Other Postemployment Benefits (OPEB)	91,294,767	2,053,666	93,348,433
Pensions	2,600,635	495,360	3,095,995
<b>TOTAL DEFERRED INFLOWS OF RESOURCES</b>	<b>93,895,402</b>	<b>2,549,026</b>	<b>96,444,428</b>
<u>NET POSITION</u>			
Net Investment in Capital Assets	246,919,893	1,567,322	248,487,215
Unrestricted	(232,659,419)	(5,598,377)	(238,257,796)
<b>TOTAL NET POSITION</b>	<b>\$ 14,260,474</b>	<b>\$ (4,031,055)</b>	<b>\$ 10,229,419</b>

The notes to the financial statement are an integral part of this statement.

WASHINGTON COUNTY BOARD OF EDUCATION  
STATEMENT OF ACTIVITIES  
FOR THE YEAR ENDED JUNE 30, 2020

Functions/Programs	Program Revenue				Net Revenue (Expense) and Changes in Net Position		
	Expenses	Charges for Services	Operating Grants and Contributions	Capital Grants and Contributions	Governmental Activities	Business-Type Activities	Total
<b>Governmental Activities:</b>							
Administration	\$ 7,120,909	\$ -	\$ 433,205	\$ -	\$ (6,687,704)	\$ -	\$ (6,687,704)
Mid-level Administration	18,834,670	-	1,158,475	-	(17,676,195)	-	(17,676,195)
Instructional Salaries	115,758,368	-	12,779,178	-	(102,979,190)	-	(102,979,190)
Instructional Textbooks and Supplies	7,627,800	263,605	1,861,306	-	(5,502,889)	-	(5,502,889)
Other Instructional Costs	6,154,551	-	888,366	86,653	(5,179,532)	-	(5,179,532)
Special Education	28,576,133	-	15,335,589	-	(13,240,544)	-	(13,240,544)
Student Personnel Services	2,073,609	-	52,102	-	(2,021,507)	-	(2,021,507)
Student Health Services	3,930,175	-	609,311	-	(3,320,864)	-	(3,320,864)
Student Transportation Services	11,467,698	-	8,040,758	-	(3,426,940)	-	(3,426,940)
Operation of Plant	22,262,360	-	200,844	-	(22,061,516)	-	(22,061,516)
Maintenance of Plant	13,588,100	-	175,915	45,000	(13,367,185)	-	(13,367,185)
Fixed Charges	95,160,010	13,222,922	22,184,732	-	(59,752,356)	-	(59,752,356)
Food Services	-	-	-	24,080	24,080	-	24,080
Community Services	131,100	-	131,100	-	-	-	-
Interest on Long-Term Obligations	20,853	-	-	-	(20,853)	-	(20,853)
Depreciation - Unallocated	7,458,166	-	-	-	(7,458,166)	-	(7,458,166)
<b>Total Governmental Activities</b>	<b>340,164,502</b>	<b>13,486,527</b>	<b>63,850,881</b>	<b>155,733</b>	<b>(262,671,361)</b>	<b>-</b>	<b>(262,671,361)</b>
<b>Business-Type Activities:</b>							
Food Services	11,011,116	2,272,698	7,808,995	-	-	(929,423)	(929,423)
<b>Total Primary Government</b>	<b>\$ 351,175,618</b>	<b>\$ 15,759,225</b>	<b>\$ 71,659,876</b>	<b>\$ 155,733</b>	<b>(262,671,361)</b>	<b>(929,423)</b>	<b>(263,600,784)</b>
<b>General Revenues:</b>							
<b>Unrestricted Grants and Contributions</b>							
Local					112,287,414	-	112,287,414
State					181,203,638	-	181,203,638
Federal					23,041	-	23,041
Investment Earnings					673,148	184	673,332
Other					632,598	-	632,598
Gain (Loss) on Disposal of Assets					(84,436)	3,254	(81,182)
Transfers					(1,522,153)	1,522,153	-
<b>Total General Revenues and Transfers</b>					<b>293,213,250</b>	<b>1,525,591</b>	<b>294,738,841</b>
Changes in Net Position					30,541,889	596,168	31,138,057
Net position - beginning of year					(16,281,415)	(4,627,223)	(20,908,638)
Net position - end of year					<b>\$ 14,260,474</b>	<b>\$ (4,031,055)</b>	<b>\$ 10,229,419</b>

The notes to the financial statement are an integral part of this statement.

WASHINGTON COUNTY BOARD OF EDUCATION  
BALANCE SHEET  
GOVERNMENTAL FUNDS  
JUNE 30, 2020

	<u>General Fund</u>		Total Governmental Funds
	Current Expense Fund	Capital Project Fund	
<b>ASSETS</b>			
Cash and Cash Equivalents	\$ 16,339,144	\$ -	\$ 16,339,144
Investments	23,633,612	-	23,633,612
Due From Other Governments	3,756,688	5,728,172	9,484,860
Accounts Receivable	269,499	-	269,499
Inventories	96,101	-	96,101
Prepaid items	75,570	-	75,570
<b>TOTAL ASSETS</b>	<b>\$ 44,170,614</b>	<b>\$ 5,728,172</b>	<b>\$ 49,898,786</b>
<b>LIABILITIES AND FUND BALANCES</b>			
<b>LIABILITIES</b>			
Accounts Payable	\$ 4,798,587	\$ 3,866,819	\$ 8,665,406
Accrued Liabilities	20,038,796	-	20,038,796
Due to Other Funds	2,556,743	2,257,652	4,814,395
Unearned Revenue	2,664,080	883,818	3,547,898
<b>TOTAL LIABILITIES</b>	<b>30,058,206</b>	<b>7,008,289</b>	<b>37,066,495</b>
<b>FUND BALANCES</b>			
Nonspendable	171,671	-	171,671
Committed	3,800,740	-	3,800,740
Assigned	5,078,084	-	5,078,084
Unassigned	5,061,913	(1,280,117)	3,781,796
<b>TOTAL FUND BALANCES</b>	<b>14,112,408</b>	<b>(1,280,117)</b>	<b>12,832,291</b>
<b>TOTAL LIABILITIES AND FUND BALANCES</b>	<b>\$ 44,170,614</b>	<b>\$ 5,728,172</b>	<b>\$ 49,898,786</b>

The notes to the financial statement are an integral part of this statement.

WASHINGTON COUNTY BOARD OF EDUCATION  
 RECONCILIATION OF THE GOVERNMENTAL FUNDS BALANCE SHEET  
 TO THE STATEMENT OF NET POSITION  
 JUNE 30, 2020

Total fund balance - governmental funds \$ 12,832,291

Amounts reported for governmental activities in the statement of net position are different because:

Capital assets used in governmental activities are not financial resources and, therefore, are not reported as assets in governmental funds. Those assets consist of:

Cost of capital assets	\$ 453,672,058	
Accumulated depreciation	(206,712,633)	
Total Capital Assets		246,959,425

An internal service fund is used by the school system's management to charge the costs of medical and prescription claims to the individual funds. The assets and liabilities of the internal service fund are included with governmental activities.		14,172,477
---	--	------------

Long-term liabilities (assets) are not due and payable (receivable) in the current period and therefore are not reported as liabilities (assets) in the funds. Long-term liabilities (assets) at year-end consist of:

Compensated absences	\$ (6,694,705)	
Capital lease payable	(39,532)	
		(6,734,237)

The net pension liability associated with the school system's proportionate share of the Maryland State Retirement and Pension System is not payable with current financial resources and is not reported in the governmental funds. The other post-employment benefits liability for the school system is not payable with current financial resources and is not reported in the general funds. The activity associated with the school system's share of the net pension liability and the other post-employment benefits liability consist of:

Net Pension Liability	(15,562,654)	
Deferred Outflows of Resources - Pensions	4,337,895	
Deferred Inflows of Resources - Pensions	(2,600,635)	
Net Other Post-Employment Benefits Liability (OPEB)	(195,519,407)	
Deferred Outflows of Resources - OPEB	47,670,086	
Deferred Inflows of Resources - OPEB	(91,294,767)	
		(252,969,482)
TOTAL NET POSITION - GOVERNMENTAL ACTIVITIES		\$ 14,260,474

The notes to the financial statement are an integral part of this statement.

WASHINGTON COUNTY BOARD OF EDUCATION  
STATEMENT OF REVENUES, EXPENDITURES, AND CHANGES IN FUND BALANCE  
GOVERNMENTAL FUNDS  
FOR THE YEAR ENDED JUNE 30, 2020

	<u>General Fund</u>		Total Governmental Funds
	Current Expense Fund	Capital Project Fund	
<b>REVENUES</b>			
Local	\$ 100,695,610	\$ 11,771,804	\$ 112,467,414
State Maryland	211,735,584	15,967,114	227,702,698
Federal Government	16,723,417	-	16,723,417
Tuition	163,801	-	163,801
Investment Income	480,615	-	480,615
Other	1,290,504	69,076	1,359,580
<b>Total Revenues</b>	<b>331,089,531</b>	<b>27,807,994</b>	<b>358,897,525</b>
<b>EXPENDITURES</b>			
<b>Current</b>			
Administration	7,330,753	-	7,330,753
Mid-level Administration	18,834,670	-	18,834,670
Instructional Salaries	115,986,018	-	115,986,018
Instructional Textbooks and Supplies	7,627,800	-	7,627,800
Other Instructional Costs	3,917,009	-	3,917,009
Special Education	28,624,541	-	28,624,541
Student Personnel Services	2,073,609	-	2,073,609
Student Health Services	3,930,175	-	3,930,175
Student Transportation Services	11,686,927	-	11,686,927
Operation of Plant	22,454,999	-	22,454,999
Maintenance of Plant	10,414,512	3,508,980	13,923,492
Community Services	131,100	-	131,100
Fixed Charges	91,889,821	-	91,889,821
Capital Outlay	522,316	27,001,263	27,523,579
<b>Capital Lease Payments</b>			
Principal	1,109,430	-	1,109,430
Interest	20,853	-	20,853
<b>Total Expenditures</b>	<b>326,554,533</b>	<b>30,510,243</b>	<b>357,064,776</b>
<b>Excess (Deficiency) of Revenues Over (Under) Expenditures</b>	<b>4,534,998</b>	<b>(2,702,249)</b>	<b>1,832,749</b>
<b>OTHER FINANCING SOURCES (USES)</b>			
Transfers Out	(3,036,567)	-	(3,036,567)
Transfers In	-	1,514,414	1,514,414
Capital Lease Proceeds	51,248	-	51,248
Proceeds from Sale of Assets	97,878	-	97,878
<b>Total Other Financing Sources</b>	<b>(2,887,441)</b>	<b>1,514,414</b>	<b>(1,373,027)</b>
<b>Net Changes in Fund Balance</b>	<b>1,647,557</b>	<b>(1,187,835)</b>	<b>459,722</b>
<b>Fund Balances - Beginning of Year</b>	<b>12,464,851</b>	<b>(92,282)</b>	<b>12,372,569</b>
<b>Fund Balances - End of Year</b>	<b>\$ 14,112,408</b>	<b>\$ (1,280,117)</b>	<b>\$ 12,832,291</b>

The notes to the financial statement are an integral part of this statement.



WASHINGTON COUNTY BOARD OF EDUCATION  
RECONCILIATION OF THE STATEMENT OF REVENUES, EXPENDITURES, AND CHANGES  
IN FUND BALANCES OF GOVERNMENTAL FUNDS TO THE STATEMENT OF ACTIVITIES  
FOR THE YEAR ENDED JUNE 30, 2020

Net changes in fund balances - total governmental funds \$ 459,722

Amounts reported for governmental activities in the statement of activities is different because:

Capital outlays are reported in governmental funds as expenditures. However, in the statement of activities the cost of those assets is allocated over their estimated useful lives and reported as depreciation expense. The amount by which depreciation exceeds capital outlays in the period is as follows:

Depreciation expense	\$ (12,149,279)	
Capital outlays	<u>30,982,662</u>	18,833,383

In the statement of activities, only the gain or loss on the disposition of capital assets is reported whereas in the governmental funds, the entire proceeds from the sale increase financial resources. Thus, the change in net position differs from the change in fund balances by costs of the capital assets sold less any accumulated depreciation. (182,314)

Capital lease proceeds are reported as financing sources in governmental funds and thus contribute to the change in fund balance. In the statement of net position, however, issuing debt increases long-term liabilities and does not affect the statement of activities. (51,248)

Repayment of capital lease principal is an expenditure in the governmental funds, but the repayment reduces long-term liabilities in the statement of net position. 1,109,430

In the statement of activities, compensated absences are measure by the amounts earned during the year. In governmental funds however, expenditures are measured by the amount of financial resources used (essentially, the amounts actually paid and accrued). This year, vacation and sick leave earned exceeded the amounts used.

Decrease in compensated absences		227,650
----------------------------------	--	---------

The expense incurred related to other post-employment benefits are recognized in the change in net position in the Statement of Activities while the cash contribution to the Retiree Benefit Trust is recorded in the governmental funds. This represents the difference. 4,622,172

An internal service fund is used by the school system's management to charge the costs of medical and prescription claims to the individual funds. The net revenue of the internal service fund is reported with governmental activities. 6,088,795

In the government-wide financial statements, activity related to the school system's proportionate share of the Maryland State Retirement and Pension System is recognized when the costs are incurred, adjusted for the actuarial measurement date of the plan. In the governmental funds, expenditures are recognized when current financial resources are used. This year, actual costs of the plan were more than current resources used. (565,701)

Change in net position of governmental activities		<u>\$ 30,541,889</u>
---	--	----------------------

WASHINGTON COUNTY BOARD OF EDUCATION  
STATEMENT OF NET POSITION  
PROPRIETARY FUNDS  
JUNE 30, 2020

	<u>Enterprise Fund</u> <u>Food Service</u>	<u>Internal Service Fund</u> <u>Self-Insurance</u>
<u>ASSETS</u>		
Current Assets		
Cash and Cash Equivalents	\$ 6,511	\$ -
Investments	-	14,084,417
Due from Other Governments	166,210	-
Accounts Receivable	7,081	81,088
Inventories	349,840	-
Due from Other Funds	2,393,130	2,467,612
Prepaid Expenses	-	1,578,600
Total Current Assets	<u>2,922,772</u>	<u>18,211,717</u>
Noncurrent Assets		
Capital Assets, net of accumulated depreciation	<u>1,567,322</u>	-
Total Noncurrent Assets	<u>1,567,322</u>	-
TOTAL ASSETS	<u>4,490,094</u>	<u>18,211,717</u>
<u>DEFERRED OUTFLOWS OF RESOURCES</u>		
Other Postemployment Benefits (OPEB)	1,065,862	-
Pensions	<u>826,266</u>	-
TOTAL DEFERRED OUTFLOWS OF RESOURCES	<u>1,892,128</u>	-
<u>LIABILITIES</u>		
Current Liabilities		
Accounts Payable	89,048	1,097,349
Accrued Liabilities	32,644	2,941,891
Unearned Revenue	<u>207,866</u>	-
Total Current Liabilities	<u>329,558</u>	<u>4,039,240</u>
Noncurrent Liabilities		
Compensated Absences Payable	172,191	-
Net Pension Liability	2,964,315	-
Net OPEB Liability	<u>4,398,187</u>	-
Total Noncurrent Liabilities	<u>7,534,693</u>	-
TOTAL LIABILITIES	<u>7,864,251</u>	<u>4,039,240</u>
<u>DEFERRED INFLOWS OF RESOURCES</u>		
Other Postemployment Benefits (OPEB)	2,053,666	-
Pensions	<u>495,360</u>	-
TOTAL DEFERRED INFLOWS OF RESOURCES	<u>2,549,026</u>	-
<u>NET POSITION</u>		
Net Investment in Capital Assets	1,567,322	-
Unrestricted	<u>(5,598,377)</u>	<u>14,172,477</u>
TOTAL NET POSITION	<u>\$ (4,031,055)</u>	<u>14,172,477</u>

The notes to the financial statement are an integral part of this statement.

WASHINGTON COUNTY BOARD OF EDUCATION  
STATEMENT OF REVENUES, EXPENSES, AND CHANGES IN FUND NET POSITION  
PROPRIETARY FUNDS  
FOR THE YEAR ENDED JUNE 30, 2020

	Enterprise Fund <u>Food Service</u>	Internal Service Fund <u>Self-Insurance</u>
Operating Revenues		
Food Service Sales	\$ 2,272,698	\$ -
Medicare Part D Subsidy	-	867,132
Charges to Other Funds	-	44,419,125
Charges to Employees and Retirees	-	13,222,922
Total Operating Revenues	<u>2,272,698</u>	<u>58,509,179</u>
Operating Expenses		
Payroll Costs	5,638,277	79,728
Professional and Contract Services	-	2,432,091
Supplies and Materials	4,767,752	-
Depreciation	323,202	-
Other Post-Employment Benefits Contribution	-	867,132
Insurance Claims	-	49,233,966
Other Operating Costs	281,885	-
Total Operating Expenses	<u>11,011,116</u>	<u>52,612,917</u>
Operating Income (Loss)	<u>(8,738,418)</u>	<u>5,896,262</u>
Nonoperating Revenues (Expenses)		
Interest Income	184	192,533
State Matching and Other	407,361	-
Federal Grants and Commodities	7,364,849	-
Other Grants	36,785	-
Gain on Disposition of Equipment	3,254	-
Total Nonoperating Revenues (Expenses)	<u>7,812,433</u>	<u>192,533</u>
Interfund Transfers		
Interfund Transfer in	<u>1,522,153</u>	<u>-</u>
Change in Net Position	596,168	6,088,795
Net Position - Beginning of Year	<u>(4,627,223)</u>	<u>8,083,682</u>
Net Position - End of Year	<u>\$ (4,031,055)</u>	<u>\$ 14,172,477</u>

The notes to the financial statement are an integral part of this statement.

WASHINGTON COUNTY BOARD OF EDUCATION  
STATEMENT OF CASH FLOWS  
PROPRIETARY FUNDS  
FOR THE YEAR ENDED JUNE 30, 2020

	<u>Enterprise Fund</u> <u>Food Service</u>	<u>Internal Service Fund</u> <u>Self-Insurance</u>
<b>CASH FLOWS FROM OPERATING ACTIVITIES</b>		
Cash Received from User Charges and Other Funds	\$ 2,382,119	\$ -
Cash Received from Assessments Made to Other Funds	-	45,322,791
Cash Received from assessments Made to Employees and Retirees	-	13,222,922
Cash Received from Medicare Part D	-	867,132
Payments for Other Post-Employment Contributions	-	(867,132)
Insurance Claims Paid	-	(48,637,229)
Payments to Employees for Services	(5,963,895)	(79,728)
Payments to Suppliers for Goods and Services	(4,243,682)	(2,432,091)
Payments for Other Operating Expenses	(746,180)	-
Net Cash Provided by (Used In) Operating Activities	<u>(8,571,638)</u>	<u>7,396,665</u>
<b>CASH FLOWS FROM NONCAPITAL FINANCING ACTIVITIES</b>		
Nonoperating Grants Received	7,282,018	-
Interfund Transfers	1,522,153	-
Net Cash Provided by Noncapital Financing Activities	<u>8,804,171</u>	<u>-</u>
<b>CASH FLOWS FROM CAPITAL FINANCING ACTIVITIES</b>		
Acquisition of Capital Asset	(264,473)	-
Proceeds from Sale of Capital Assets	6,449	-
Net Cash Used in Capital Financing Activities	<u>(258,024)</u>	<u>-</u>
<b>CASH FLOWS FROM INVESTING ACTIVITIES</b>		
Interest Received	184	182,617
Purchase of Investments	-	(7,579,282)
Net Cash Provided by (Used In) Investing Activities	<u>184</u>	<u>(7,396,665)</u>
<b>INCREASE (DECREASE) IN CASH AND CASH EQUIVALENTS</b>		
Cash and Cash Equivalents - Beginning of Year	(25,307)	-
Cash and Cash Equivalents - End of Year	<u>31,818</u>	<u>-</u>
	<u>\$ 6,511</u>	<u>\$ -</u>
<b>SUPPLEMENTAL DISCLOSURE OF NONCASH TRANSACTIONS:</b>		
Donated Commodities	<u>\$ 747,556</u>	<u>\$ -</u>
Loss on disposal of capital asset	<u>\$ 3,195</u>	<u>\$ -</u>
<b>RECONCILIATION OF OPERATING (LOSS)/INCOME TO NET CASH PROVIDED BY (USED IN) OPERATING ACTIVITIES</b>		
Operating Income (Loss)	\$ (8,738,418)	\$ 5,896,262
Adjustments to Reconcile Operating Income (Loss) to Net Cash Provided by (Used In) Operating Activities:		
Depreciation	323,202	-
Commodities Used	747,556	-
Changes in Assets and Liabilities		
Receivables	23,775	-
Due from Other Funds	(464,295)	903,666
Inventory	(214,310)	-
Prepays	-	(150,000)
Deferred Outflows of Resources	(572,857)	-
Accounts Payable	(9,176)	169,100
Accrued Liabilities	(5,690)	577,637
Unearned Revenue	85,646	-
Compensated Absences	5,992	-
Other Post-Employment Benefits	(916,913)	-
Net Pension Liability	26,560	-
Deferred Inflows of Resources	1,137,290	-
Total Adjustments	<u>166,780</u>	<u>1,500,403</u>
Net Cash Provided by (Used In) Operating Activities	<u>\$ (8,571,638)</u>	<u>\$ 7,396,665</u>

The notes to the financial statement are an integral part of this statement.

WASHINGTON COUNTY BOARD OF EDUCATION  
STATEMENT OF FIDUCIARY NET POSITION  
FIDUCIARY FUNDS  
JUNE 30, 2020

	Private Purpose Trust Fund (Scholarship)	Agency Funds	Retiree Health Plan Trust
<b>ASSETS</b>			
Cash and Cash Equivalents	\$ 9,668	\$ 3,946,628	\$ -
Investments Held in MABE Trust	-	-	81,131,866
Investments	129,690	-	-
<b>TOTAL ASSETS</b>	<b><u>\$ 139,358</u></b>	<b><u>\$ 3,946,628</u></b>	<b><u>\$ 81,131,866</u></b>
<b>LIABILITIES</b>			
Accounts Payable	\$ 2,150	\$ 142,941	\$ -
Due to Student Groups	-	3,803,687	-
Due to Primary Government	46,347	-	-
<b>TOTAL LIABILITIES</b>	<b><u>48,497</u></b>	<b><u>3,946,628</u></b>	<b><u>-</u></b>
<b>NET POSITION</b>			
Restricted for Retiree Health Plan Benefits	-	-	81,131,866
Restricted for Scholarships	90,861	-	-
<b>TOTAL NET POSITION</b>	<b><u>90,861</u></b>	<b><u>-</u></b>	<b><u>81,131,866</u></b>
<b>TOTAL LIABILITIES AND NET POSITION</b>	<b><u>\$ 139,358</u></b>	<b><u>\$ 3,946,628</u></b>	<b><u>\$ 81,131,866</u></b>

The notes to the financial statement are an integral part of this statement.

WASHINGTON COUNTY BOARD OF EDUCATION  
STATEMENT OF CHANGES IN FIDUCIARY NET POSITION  
FIDUCIARY FUNDS  
FOR THE YEAR ENDED JUNE 30, 2020

	Private Purpose Trust Fund (Scholarship)	Retiree Health Plan Trust
	<u>                    </u>	<u>                    </u>
ADDITIONS		
Gifts and Contributions	\$ 6,700	\$ 17,546,185
Investment Income	3,058	2,457,658
	<u>                    </u>	<u>                    </u>
Total Additions	<u>9,758</u>	<u>20,003,843</u>
DEDUCTIONS		
Scholarships Awarded	41,104	-
Benefits Paid	-	11,679,053
	<u>                    </u>	<u>                    </u>
Total Deductions	<u>41,104</u>	<u>11,679,053</u>
Change in Net Position	(31,346)	8,324,790
Net Position - Beginning of Year	<u>122,207</u>	<u>72,807,076</u>
Net Position - End of Year	<u>\$ 90,861</u>	<u>\$ 81,131,866</u>

The notes to the financial statements are an integral part of this statement.

WASHINGTON COUNTY BOARD OF EDUCATION  
NOTES TO THE FINANCIAL STATEMENTS  
JUNE 30, 2020

NOTE 1: NATURE OF ENTITY AND SUMMARY OF SIGNIFICANT ACCOUNTING POLICIES

A. Nature of Operations

In Maryland, public schools are part of a statewide system of county school boards. The school boards' political boundaries conform to the county boundaries. The purpose of the Washington County Board of Education (the "School System") is to operate the local public-school system in accordance with state and community standards.

The School System does not have the authority to levy any taxes or incur debt. Schools are funded with local, state, and federal monies. Washington County, Maryland has oversight responsibility for approval and partial funding of the School System's operating budget.

The School System is a component unit of Washington County, Maryland by virtue of the County's responsibility for levying taxes and its budgetary control over the School System.

Governmental Accounting Standards Board ("GASB") Statement No. 61, "*The Financial Reporting Entity: Omnibus – an amendment of GASB Statements No. 14 and No. 34*" established the criteria used by the School System to evaluate the possible inclusion of related entities within its reporting entity based upon financial accountability and the nature and significance of the relationship. Based on the foregoing criteria, the School System has no component units that are required to be included in the School System's financial statements.

The School System's financial statements are prepared in conformity with accounting principles generally accepted in the United States of America (GAAP) as applied to local government units. The Governmental Accounting Standards Board (GASB) is the standard setting body for establishing governmental accounting and financial reporting principles, which are primarily set forth in the GASB's Codification of Governmental Accounting and Financial Reporting Standards (GASB Codification). The more significant accounting policies of the School System are described below.

B. Measurement Focus, Basis of Accounting

The basic financial statements of the School System are composed of the following:

- Government-wide financial statements
- Fund financial statements
- Notes to the financial statements

1. Government-wide Financial Statements

Government-wide financial statements (i.e. the statement of net position and the statement of activities) report on all the nonfiduciary activities of the School System. For the most part, the effect of interfund activity has been removed from these statements. Governmental activities which are supported by local contributions and intergovernmental revenues are reported separately from business-type activities, which rely, to a significant extent, on fees and charges for support.

WASHINGTON COUNTY BOARD OF EDUCATION  
NOTES TO THE FINANCIAL STATEMENTS (CONTINUED)  
JUNE 30, 2020

NOTE 1: NATURE OF ENTITY AND SUMMARY OF SIGNIFICANT ACCOUNTING POLICIES  
(CONTINUED)

B. Measurement Focus, Basis of Accounting (Continued)

1. Government-wide Financial Statements (Continued)

Government-wide financial statements are reported using the economic resources measurement focus and the accrual basis of accounting, as are the proprietary fund and fiduciary fund financial statements, which incorporates noncurrent assets as well as long-term debt and obligations. Under the accrual basis of accounting, revenues are recorded when earned and expenses are recorded when a liability is incurred, regardless of the timing of the related cash flows. Grants and similar items are recognized as revenue as soon as all eligibility requirements imposed by the provider have been met. United States Department of Agriculture food commodities are recorded as revenue and expense when they are consumed.

The statement of activities demonstrates the degree to which the direct expenses of a given function or segment are offset by program revenues. Direct expenses are those that are clearly identifiable with a specific function or segment. Program revenues include 1) charges to customers or applicants who purchase, use or directly benefit from goods, services or privileges provided by a given function or segment and 2) grants and contributions that are restricted to meeting the operational or capital requirements of a particular function or segment. Unrestricted grants and contributions and other items not properly included among program revenues are reported instead as general revenues. The School System does not allocate indirect costs.

Amounts expended to acquire capital assets are capitalized as assets in the government-wide financial statements, rather than reported as an expenditure.

2. Fund Financial Statements

The operations of the School System are organized and are recorded in individual funds. Each fund is a separate accounting entity, with self-balancing accounts that comprise its assets, deferred outflows of resources, liabilities, deferred inflows of resources, fund balance, revenues and expenditures or expenses, as appropriate.

Governmental Funds

Governmental fund financial statements are reported using the current financial resources measurement focus and the modified accrual basis of accounting. Revenues are recognized as soon as they are both measurable and available. Revenues are considered to be available when they are collected within the current period or soon enough thereafter to pay liabilities of the current period. For this purpose, the School System considers revenues to be available if they are collected within 90 days of the end of the current fiscal period.



WASHINGTON COUNTY BOARD OF EDUCATION  
NOTES TO THE FINANCIAL STATEMENTS (CONTINUED)  
JUNE 30, 2020

NOTE 1: NATURE OF ENTITY AND SUMMARY OF SIGNIFICANT ACCOUNTING POLICIES  
(CONTINUED)

B. Measurement Focus and Basis of Accounting (Continued)

Governmental Funds (Continued)

Expenditures generally are recorded when a liability is incurred, as under accrual accounting. Operating and capital grants associated with the current fiscal period are all considered to be susceptible to accrual and so have been recognized as revenues of the current fiscal period.

Under the current financial resources measurement focus, only current assets and current liabilities are generally included on the balance sheet. The reported fund balance is considered to be a measure of "available spendable resources". Governmental funds operating statements present increases (revenues and other financing sources) and decreases (expenditures and other financing uses) in net current assets. Accordingly, they are said to present a summary of sources and uses of "available spendable resources" during a period.

Because of their spending measurement focus, expenditure recognition for governmental fund types excludes amounts represented by noncurrent liabilities. Since they do not affect net current assets, such long-term amounts are not recognized as governmental fund type expenditures or fund liabilities.

Amounts expended to acquire capital assets are recorded as expenditures in the year that resources were expended, rather than as fund assets.

Proprietary Funds

The School System's Food Service Fund and Internal Service Fund are proprietary funds. In the fund financial statements, the proprietary fund is presented using the accrual basis of accounting. Revenues are recognized when they are earned and expenses are recognized when the related goods or services are delivered. In the fund financial statements, the proprietary funds are presented using the economic resources measurement focus. This means that all assets, deferred outflow of resources, liabilities, and deferred inflow of resources (whether current or noncurrent) associated with their activity are included on their balance sheets. The proprietary fund type operating statement presents increases (revenues) and decreases (expenses) in total net position.

Proprietary funds distinguish operating revenues and expenses from non-operating items. Operating revenues and expenses generally result from providing services and producing and delivering goods or services in connection with a proprietary fund's ongoing operations. Operating revenue of the Food Service Fund consist of fees charged to users of food services and operating revenues of the Internal Service Fund consist of charges to other funds, employees, and retirees for medical costs. Operating expenses of the Food Service Fund consist of employee salaries and benefits, supplies

WASHINGTON COUNTY BOARD OF EDUCATION  
NOTES TO THE FINANCIAL STATEMENTS (CONTINUED)  
JUNE 30, 2020

NOTE 1: NATURE OF ENTITY AND SUMMARY OF SIGNIFICANT ACCOUNTING POLICIES  
(CONTINUED)

B. Measurement Focus and Basis of Accounting (Continued)

Proprietary Funds (Continued)

material, administrative costs, and depreciation on capital assets. Operating expenses of the Internal Service Fund consist of employee salaries and benefits, purchased services, insurance claims, and administrative costs.

All revenues and expenses not meeting these definitions are reported as non-operating revenues and expenses, including state and federal subsidies and grants.

Amounts paid to acquire capital assets are capitalized as assets in the fund financial statements, rather than reported as an expenditure. Proceeds of long-term debt are recorded as a liability in the fund financial statements, rather than as another financing source. Amounts paid to reduce long-term indebtedness are reported as a reduction of the related liabilities, rather than an expense.

Fiduciary Funds

The School System's Fiduciary Funds are presented in the fund financial statements as a Private Purpose Trust Fund, a Retiree Health Plan Trust, and Agency Funds. Since, by definition, the assets of these funds are held for the benefit of a third party (individuals, private organizations, and/or other governments) and cannot be used to satisfy obligations of the School System, these funds are not incorporated into the government-wide financial statements. The School System's fiduciary funds are presented on the accrual basis of accounting.

C. Basis of Presentation

The School System reports the following funds:

Governmental Fund Types:

- The General Fund (Current Expense Fund) is the principal operating fund of the School System. It is used to account for all financial resources except those required to be accounted for in another fund.
- The Capital Projects Fund is used to account for financial resources to be used for the acquisition or construction of major capital facilities.

Proprietary Fund Types:

- The Food Service Fund accounts for all financial resources associated with the operations of the School System's cafeterias.

WASHINGTON COUNTY BOARD OF EDUCATION  
NOTES TO THE FINANCIAL STATEMENTS (CONTINUED)  
JUNE 30, 2020

NOTE 1: NATURE OF ENTITY AND SUMMARY OF SIGNIFICANT ACCOUNTING POLICIES  
(CONTINUED)

C. Basis of Presentation (Continued)

Proprietary Fund Types: (Continued)

- The Internal Service Fund is used to account for the costs of maintaining the School System's group health self-insurance programs. Because the principal users of the internal services are the School System's governmental activities, the net residual balances are consolidated into the governmental activities column when presented in the government-wide financial statements

Additionally, the School System reports the following fiduciary funds:

- The Private Purpose Trust Fund accounts for the assets donated to the School System to finance memorial scholarships, which are limited to revenues earned.
- Agency funds are custodial in nature (assets equal liabilities) and do not involve measurement of results of operations. The School Activity Fund accounts for the funds of other persons or organizations that are the direct responsibility of the principals of the respective schools. The Fringe Benefit Plan accounts for the activity related to the School System's IRC Section 125 Cafeteria Plan.
- The Retiree Health Plan Trust accounts for the assets held in the Maryland Association of Boards of Education Pooled OPEB Investment Trust established exclusively for the purpose of non-pension post-employment benefits.

D. Assets, Liabilities, Net Position or Fund Balances

1. Cash and Cash Equivalents

The School System's cash and cash equivalents are considered to be cash on hand, demand deposits and short-term investments with original maturities of three months or less.

2. Investments

Governmental Activities investments are carried at amortized cost, which is not materially different than fair value. All other investments are valued at fair market value.

WASHINGTON COUNTY BOARD OF EDUCATION  
 NOTES TO THE FINANCIAL STATEMENTS (CONTINUED)  
 JUNE 30, 2020

NOTE 1: NATURE OF ENTITY AND SUMMARY OF SIGNIFICANT ACCOUNTING POLICIES  
 (CONTINUED)

D. Assets, Liabilities, Net Position or Fund Balances (Continued)

3. Inventories

Inventory is valued at the lower of average cost or market. Inventory in the General Fund consists of instructional material and custodial supplies. The cost of governmental fund inventory is recorded as expenditures when used or delivered to the schools. Inventory in the Food Service Fund consists of expendable food and supplies held for consumption. The cost of the Food Service Fund inventory is recorded as an asset at the time individual inventory items are purchased. As inventory is consumed, the cost is charged to expenditures.

4. Capital Assets

Capital assets purchased or acquired with an original cost of \$1,000 or more are reported at historical cost or estimated historical cost. Contributed assets are reported at acquisition value as of the date received. Library books and textbooks are expensed at the time they are purchased. Additions, improvements and other capital outlays that significantly extend the useful life an asset are capitalized. Other costs incurred for repairs and maintenance are expensed as incurred. Depreciation on all assets is provided on the straight-line basis over the following estimated useful lives:

Buildings and Improvements	25 - 40 Years
Furniture and Equipment	4 - 15 Years
Equipment under Capital Lease	4 - 5 Years

5. Receivables and Payables

- Interfund Receivables and Payables

Interfund activity is reported as either loans, services provided, reimbursements, or transfers. Loans are reported as interfund receivables and payables as appropriate and are subject to eliminations upon consolidation in the government-wide financial statements. Any residual balances outstanding between the governmental and business-type activities are reported in the government-wide financial statements as internal balances. Services provided, deemed to be at market or near market rates, are treated as revenues and expenditures/expenses. Reimbursements are when one fund incurs a cost, charges the appropriate benefiting fund, and reduces its related costs as a reimbursement. All other interfund transactions are treated as transfers. Transfers between governmental or proprietary funds are netted as part of the reconciliation to the government-wide financial statements.

WASHINGTON COUNTY BOARD OF EDUCATION  
NOTES TO THE FINANCIAL STATEMENTS (CONTINUED)  
JUNE 30, 2020

NOTE 1: NATURE OF ENTITY AND SUMMARY OF SIGNIFICANT ACCOUNTING POLICIES  
(CONTINUED)

D. Assets, Liabilities, Net Position or Fund Balances (Continued)

6. Long-Term Debt

The School System is not obligated to repay principal or interest on any debt incurred for school construction except for the construction of a school. Bonds and loans are obligations of the county and state governments. The authorization for expenditures related to debt service for school construction is in the County's Operating Budget. The County, not the School System, reflects annual debt service expenditures for school construction in their annual financial statements. However, the School System does reflect long-term debt in their financial statements for capital lease obligations.

7. Compensated Absences

The School System accrues accumulated unpaid vacation and sick leave and associated employee-related costs when earned or estimated to be earned by the employee. The accrual of vacation leave is based upon individual salary rates in effect as of June 30. The accrual of sick leave is based on payment upon retirement at rates set forth in the various negotiated agreements. Sick leave is estimated to be earned once an employee has obtained 15 years of service or 55 years of age. Total unpaid vacation and sick leave accrued at June 30, 2020 amounted to \$7,339,891. At June 30, 2020 \$472,995 is considered payable with current resources and is included in accrued liabilities in the governmental fund level financial statements. This amount represents the pending payouts of unused leave owed to employees separated from active service as of the year ended June 30, 2020. The remaining amounts are estimated to be used in subsequent fiscal years, are maintained separately and represent a reconciling item between the fund and government-wide financial statement presentations.

8. Unearned Revenues

Revenues that are received but not yet earned are recorded as unearned revenue in the School System's financial statements. In the School System's governmental funds, unearned revenues arise when potential revenue does not meet both the "measureable" and "available" criteria for recognition in the current period. Unearned revenues also arise when resources are received by the government before it has a legal claim to them, as when grant monies are received prior to the incurrence of qualifying expenditures. In subsequent periods, when both revenue recognition criteria are met, or when the School System has a legal claim to the resources, the liability for unearned revenue is removed from the governmental funds balance sheet and revenue is recognized.

WASHINGTON COUNTY BOARD OF EDUCATION  
 NOTES TO THE FINANCIAL STATEMENTS (CONTINUED)  
 JUNE 30, 2020

NOTE 1: NATURE OF ENTITY AND SUMMARY OF SIGNIFICANT ACCOUNTING POLICIES  
 (CONTINUED)

D. Assets, Liabilities, Net Position or Fund Balances (Continued)

9. Net Position/Fund Balances

Governmental funds classify fund balance based on the relative strength of the spending constraints placed on the purpose for which resources can be used. The classifications are as follows:

- *Nonspendable Fund Balance* – Amounts that are not in a spendable form (such as Inventory) or are required to be maintained intact.
- *Restricted Fund Balance* – Amounts constrained to specific purposes by their providers (such as grantors, bondholders, and higher levels of government), through constitutional provisions, or by enabling legislation.
- *Committed Fund Balance* – This classification includes amounts that can be used for specific purposes pursuant to constraints imposed by formal action of the Washington County Board of Education. Once an amount is committed, it cannot be used for any other purpose unless changed by the same type of formal action used to initially constrain the funds.
- *Assigned Fund Balance* – For all governmental funds other than the general fund, this classification includes any remaining positive amounts that are not classified as Nonspendable, Restricted, or Committed. For the General Fund, this classification includes amounts intended to be used for specific purposes that do not meet the criteria to be classified as Restricted or Committed. The assignment of fund balance cannot result in a negative unassigned fund balance. The Board delegates to the Superintendent (and his/her designee) the authority to assign fund balance.
- *Unassigned Fund Balance* – Amounts that are available for any purpose. Positive amounts are reported only in the general fund.

When fund balance resources are available for a specific purpose in multiple classifications, the School System's policy is to use restricted resources first and then apply unrestricted resources in the following order: Committed, Assigned, and Unassigned. Committed or Assigned resources would only be used upon specific authorization by the School Board or the Superintendent (and his/her designee), respectively.

The School System has established an Unassigned General Fund Balance guideline of between 45-60 days of the revenue it receives from all sources except the county government. For the Internal Service Fund (Self-Insurance) a goal of ten (10) times the specific stop loss retention level before insurance coverage has been established. At June 30, 2020, the specific stop loss level was \$300,000.

WASHINGTON COUNTY BOARD OF EDUCATION  
NOTES TO THE FINANCIAL STATEMENTS (CONTINUED)  
JUNE 30, 2020

NOTE 1: NATURE OF ENTITY AND SUMMARY OF SIGNIFICANT ACCOUNTING POLICIES  
(CONTINUED)

D. Assets, Liabilities, Net Position or Fund Balances (Continued)

9. Net Position/Fund Balances (Continued)

The government-wide and proprietary fund financial statements utilize a net position presentation. Net position is categorized as net investment in capital assets, restricted and unrestricted.

- Net Investment in Capital Assets – This category groups all capital assets into one component of net position. Accumulated depreciation and the outstanding balances of debt that are attributable to the acquisition, construction or improvement of these assets reduce the balance in this category.
- Restricted Net Position – This category presents external restrictions imposed by creditors, grantors, contributors or laws or regulations of other governments and restrictions imposed by law through constitutional provisions or enabling legislation.
- Unrestricted Net Position – This category represents net position of the School System, not restricted for any project or other purpose.

When an expense is incurred for purposes for which restricted and unrestricted net position is available, the School System is to apply restricted net position first.

10. Accounting Estimates

The preparation of the financial statements in conformity with accounting principles generally accepted in the United States of America requires management to make estimates and assumptions that affect certain reported amounts and disclosures. Accordingly, actual amounts may differ from those estimates.

11. Deferred Outflows / Inflows of Resources

The Statement of Net Position reports separate sections for deferred outflows and deferred inflows of resources. These separate financial statement elements represent a consumption or acquisition of net position that applies to a future period(s) and so will not be recognized as an outflow or inflow of resources (expense/revenue) until then. The School System has two items that qualify for reporting in these categories: deferred outflows and inflows related to pensions and deferred outflows and inflows related to other postemployment benefits.

WASHINGTON COUNTY BOARD OF EDUCATION  
NOTES TO THE FINANCIAL STATEMENTS (CONTINUED)  
JUNE 30, 2020

NOTE 1: NATURE OF ENTITY AND SUMMARY OF SIGNIFICANT ACCOUNTING POLICIES  
(CONTINUED)

D. Assets, Liabilities, Net Position or Fund Balances (Continued)

11. Deferred Outflows / Inflows of Resources (Continued)

Deferred outflows and inflows of resources related to pensions are described further in Note 11 and deferred outflows and inflows of resources related to other postemployment benefits are described further in Note 12. The components of deferred outflows of resources and deferred inflows of resources, other than the difference between the projected and actual investment earnings on investments, are amortized into pension/OPEB expense over a closed period, which reflects the weighted average remaining service life of all MSRPS/OPEB members beginning the year in which the deferred amount occurs (current year). The annual difference between the projected and actual earnings on investments is amortized over a five-year closed period beginning the year in which the difference occurs (current year).

12. Pensions

For purposes of measuring the net pension liability, deferred outflows of resources and deferred inflows of resources related to pensions, and pension expense, information about the fiduciary net position of the Maryland State Retirement and Pension System (MSRPS) and additions to/deductions from MSRPS's fiduciary net position have been determined on the same basis as they are reported by MSRPS. For this purpose, benefit payments (including refund of employee contributions) are recognized when due and payable in accordance with the benefit terms. Investments are reported at fair value.

13. Post-employment Health Care and Life Insurance Benefits

In addition to providing the pension benefits described, the School System provides post-employment health care and life insurance benefits (OPEB) for retired employees, their spouses and dependents, and surviving spouses and dependents. On April 15, 2008, the Board created the Retiree Benefit Trust of the Board of Education of Washington County (the "Trust") in order to arrange for the establishment of a reserve to pay health and welfare benefits for future retirees. The Trust is affiliated with Maryland Association of Boards of Education Pooled OPEB Investment Trust, an agent multiple-employer public employee retirement system established by the Maryland Association of Boards of Education ("MABE"). The Board reserves the right to establish and amend the provisions of the trust with respect to participants, any benefit provided thereunder, or its participation therein, in whole or in part at any time, by resolution of its governing body and upon advance written notice to the Trustees. The Maryland Association of Boards of Education Pooled OPEB Investment Trust issues an annual financial report for the Trust. That report may be obtained by writing to Maryland Association of Boards of Education, 621 Ridgely Avenue, Suite 300, Annapolis, Maryland 21401, or by calling 1-800-841-8197.



WASHINGTON COUNTY BOARD OF EDUCATION  
NOTES TO THE FINANCIAL STATEMENTS (CONTINUED)  
JUNE 30, 2020

NOTE 1: NATURE OF ENTITY AND SUMMARY OF SIGNIFICANT ACCOUNTING POLICIES  
(CONTINUED)

E. Adoption of Governmental Accounting Standards Board Statements

The School System adopted the provisions of GASB Statement No. 95 "*Postponement of the Effective Dates of Certain Authoritative Guidance*", which extends the effective dates of certain accounting and financial reporting provisions in Statements and Implementation Guides that were first effective for reporting periods beginning after June 15, 2018. The adoption of this statement resulted in the School System extending the effective dates of certain GASB Statements.

F. Pending Changes in Accounting Principles

In January 2017, the GASB issued Statement No. 84, "*Fiduciary Activities*". The School System is required to adopt the provisions of statement No. 84 for its fiscal year 2021 financial statements. This statement may change the financial statement classification of some of the School System's Fiduciary funds.

In June 2017, the GASB issued Statement No. 87, "*Leases*". The School System is required to adopt the provisions of Statement No. 87 for its fiscal year 2022 financial statements.

In June 2018, the GASB issued Statement No. 89, "*Accounting for Interest Cost Incurred before the End of a Construction Period*". The School System is required to adopt the provisions of Statement No. 89 for its fiscal year 2022 financial statements.

In August 2018, the GASB issued Statement No. 90, "*Majority Equity Interests – an amendment of GASB Statements No. 14 and No. 61*". The School System is required to adopt the provisions of Statement No. 90 for its fiscal year 2021 financial statements.

In May 2019, the GASB issued Statement No. 91, "*Conduit Debt Obligations*". The School System is required to adopt the provisions of Statement No. 91 for its fiscal year 2023 financial statements.

In January 2020, the GASB issued Statement No. 92, "*Omnibus 2020*". The School System is required to adopt statement No. 92 for its calendar year 2022 financial statements.

In March 2020, the GASB issued Statement No. 93, "*Replacement of Interbank Offered Rates*". The School System is required to adopt the provisions of Statement No. 93 for its calendar year 2021 financial statements, except for the requirements of paragraphs 11b, 13, and 14, which are effective for the School System's calendar year 2022 financial statements.

In March 2020, the GASB issued Statement No. 94, "*Public-Private and Public-Public Partnerships and Availability Payment Arrangements*". The School System is required to adopt statement No. 94 for its calendar year 2023 financial statements.

WASHINGTON COUNTY BOARD OF EDUCATION  
 NOTES TO THE FINANCIAL STATEMENTS (CONTINUED)  
 JUNE 30, 2020

NOTE 1: NATURE OF ENTITY AND SUMMARY OF SIGNIFICANT ACCOUNTING POLICIES  
 (CONTINUED)

F. Pending Changes in Accounting Principles (Continued)

In May 2020, the GASB issued Statement No. 96, "*Subscription-Based Information Technology Arrangements*". The School System is required to adopt statement No. 96 for its calendar year 2023 financial statements.

In June 2020, the GASB issued Statement No. 97, "*Certain Component Unit Criteria, and Accounting and Financial Reporting for Internal Revenue Code Section 457 Deferred Compensation Plans—an amendment of GASB Statements No. 14 and No. 84, and a supersession of GASB Statement No. 32*". The School System is required to adopt the remaining provisions of Statement No. 97 for its calendar year 2022 financial statements.

The School System has not yet completed the various analysis required to estimate the financial statement impact of these new pronouncements.

NOTE 2: BUDGETS AND BUDGETARY ACCOUNTING

The School System generally follows these procedures in establishing the budgetary data reflected in the required supplementary information:

*Operating Budget*

Unrestricted Current Expense Fund

1. Budget meetings with program and department management are held to review the current budget annually, seeking input on changes for the upcoming year. The requests are based upon needs identified in the School System's approved five-year Master Plan.
2. The proposed budget is made available to the public and the County Government in February/March.
3. Public hearings are held to obtain comments from the community.
4. The proposed operating budget is submitted to the County Commissioners in late March or early April.
5. After approval or adjustment by the County Commissioners, the final operating budget is generally approved by the School System in June.
6. Budgets are adopted on a basis consistent with GAAP except for: (1) the inclusion of encumbrances and operating transfers as expenditures, (2) annual debt service requirements on capital leases which are recognized as a current expense in the General Fund, (3) capital lease proceeds and corresponding acquisition costs which are not recognized as another financing source and current expense, (4) occasionally the inclusion of the previous years' unexpended budgetary appropriations as revenue, (5) retirement contributions made by the State on behalf of the School System are not recognized as revenue and current expense, and (6) the value of donated fixed assets is not recognized as revenue and current expense.

WASHINGTON COUNTY BOARD OF EDUCATION  
NOTES TO THE FINANCIAL STATEMENTS (CONTINUED)  
JUNE 30, 2020

NOTE 2: BUDGETS AND BUDGETARY ACCOUNTING (Continued)

Unrestricted Current Expense Fund (Continued)

7. Requests for transfers between major categories must be submitted to the County Commissioners for approval or denial. No action within thirty (30) days of submission constitutes approval.

Budgetary comparisons presented in the required supplementary information are on a non-GAAP budgetary basis.

Restricted Current Expense Fund

The restricted current expense fund accounts for certain federal and state programs, which are not part of the operating budget. Under these programs, revenues are recognized at the same time as the related expenditures.

*Capital Budget*

Capital Projects Fund

School construction is budgeted on a project basis with funds primarily provided by the State of Maryland and Washington County bonds. Revenues from the bond proceeds and grants are earned when all significant terms of the proceeds have been met. Such terms are generally met at the time of expenditure. Annual budgetary comparisons to actual expenditures are not presented in the required supplementary information for the Capital Projects Fund.

*Budget Compliance*

At June 30, 2020, the School System had exceeded the amended expenditure budget for the following functions: mid-level administration, operation of plant, maintenance of plant, capital outlay, and food service transfers. The School System received approval from the County Commissioners for budget category transfers to cover these deficits in September 2020.

NOTE 3: DEPOSIT AND INVESTMENT RISK

*Cash*

Custodial Credit Risk

Maryland State Law prescribes that local government units, such as the School System, must deposit its cash in banks transacting business in the State of Maryland, and that such banks must secure any deposits in excess of Federal Deposit Insurance Corporation (FDIC) insurance levels with collateral whose market value is at least equal to the deposits. Any cash deposit exceeding the FDIC insurance level will require collateralization. The FDIC coverage limits are applied to total noninterest-bearing accounts separately from interest-bearing accounts.

WASHINGTON COUNTY BOARD OF EDUCATION  
NOTES TO THE FINANCIAL STATEMENTS (CONTINUED)  
JUNE 30, 2020

NOTE 3: DEPOSIT AND INVESTMENT RISK (CONTINUED)

Compliance is summarized as follows:

	Governmental and Business- Type Activities	Fiduciary Responsibilities	Total
Carrying amount of cash deposits	\$ 16,345,655	\$ 3,956,296	\$ 20,301,951
Bank balance of cash deposits	17,651,833	4,082,899	21,734,732
Amount covered by FDIC	253,387	1,412,421	1,665,808
Amount collateralized with securities held by an agent of the pledging financial institution in the School System's name	17,398,446	2,670,478	20,068,924

*Investments*

Credit Risk

Maryland statutes authorize the School System to invest in obligations of the United States government or agency obligations. As of June 30, 2020, the School System's operating investments in U.S Government Agencies were rated AAA and AA+ by Standard & Poor's. The School System's fiduciary investments in fixed income mutual funds and corporate bonds were not rated and rated A+, respectively, as of June 30, 2020.

Interest and Custodial Risk

Investments are made in Federal government securities without risk of loss due to market conditions. The Board's investments, which include uninsured and unregistered investments, are held by a bank's trust department or agent in the School System's name. The Board's policy is generally to require delivery of the investments to a third-party custodian.

Foreign Currency Risk

Maryland law does not permit the School System to have or hold any type of international investment vehicle.

Retiree Health Plan Trust Investments

The investments of the MABE Trust are stated at fair value, are deposited with Fidelity, and are managed by GYL Financial Synergies, LLC. The MABE Trust categorizes its fair value measurements within the fair value hierarchy established by GAAP. The hierarchy is based on the valuation inputs used to measure the fair value asset. Level 1 inputs are quoted prices in active markets for identical assets; Level 2 inputs are significant other observable inputs; Level 3 are significant unobservable inputs. Although all investments of the MABE Trust are considered Level 1 and Level 2, the School System's membership in the MABE Trust is considered Level 2. As of June 30, 2020, the pooled net position of the MABE Trust was \$435,236,445 in total, of which the School System's allocated investment balance was \$81,131,866. The School System's allocated investments consist of the following:

WASHINGTON COUNTY BOARD OF EDUCATION  
 NOTES TO THE FINANCIAL STATEMENTS (CONTINUED)  
 JUNE 30, 2020

NOTE 3: DEPOSIT AND INVESTMENT RISK (CONTINUED)

Investments (CONTINUED)

Retiree Health Plan Trust Investments (Continued)

	Balance at June 30, 2020
Cash and Cash Equivalents	\$ 4,767,560
Interest Receivable	87,038
Corporate Bonds	10,119,478
Fixed Income Mutual Funds	6,028,739
Equity Securities	16,738,623
Mutual Funds	31,642,007
U.S. Government Agency	11,748,421
	<u>\$ 81,131,866</u>

The School System may terminate its membership in the MABE Trust and withdraw its allocated investment balance by providing written notification six months prior to the intended date of withdrawal.

Concentration of Credit Risk

The School System does not have a formal policy that places a limit on the amount or percent that may be invested in any one issuer. More than 5% of the School System's Governmental Activities investments are investments in the Federal Home Loan Bank and the Federal Farm Credit Bank. These investments are 16% and 47%, respectively, of the Governmental Activities investments. More than 5% of the School System's General Fund investments are investments in the Federal Home Loan Bank and the Federal Farm Credit Bank. These investments are 26% and 74%, respectively, of the General Fund investments.

Market Risk

The School System's investments are exposed to various risks, such as interest rate, market, currency, and credit risk. Due to the level of risk associated with certain investments and the level of uncertainty related to changes in the value of investments, it is at least reasonably possible that changes in risks in the near term would materially affect investment assets reported on the financial statements. Agency bonds are not backed by the full faith and credit of the United States Government.

WASHINGTON COUNTY BOARD OF EDUCATION  
NOTES TO THE FINANCIAL STATEMENTS (CONTINUED)  
JUNE 30, 2020

## NOTE 3: DEPOSIT AND INVESTMENT RISK (CONTINUED)

## Investments (CONTINUED)

As of June 30, 2020, the School System had the following investments and maturities:

	Governmental Activities	Business-Type Activities	Fiduciary Responsibilities	Total
United States Treasury Note - 1.375% matures May 31, 2021	\$ 7,540,888	\$ -	\$ -	\$ 7,540,888
United States Treasury Note - 2.625% matures July 31, 2020	6,507,109	-	-	6,507,109
Federal Farm Credit Bank - 1.620% matures April 22, 2021	6,503,723	-	-	6,503,723
Federal Farm Credit Bank - 1.550% matures January 28, 2022	6,131,462	-	-	6,131,462
Federal Home Loan Bank - 2.875% matures September 11, 2020	6,038,847	-	-	6,038,847
Federal Farm Credit Bank - 1.740% matures October 21, 2022	4,996,000	-	-	4,996,000
Income Fund of America	-	-	67,706	67,706
Certificates of Deposit	-	-	61,984	61,984
Retiree Health Plan Trust	-	-	81,131,866	81,131,866
	<u>\$ 37,718,029</u>	<u>\$ -</u>	<u>\$ 81,261,556</u>	<u>\$ 118,979,585</u>

Investment Type	Fair Value	Investment Maturities (in Years)			
		Less than 1	1-5	6-10	More than 10
U.S. Agencies	\$ 37,718,029	\$ 26,590,567	\$ 11,127,462	\$ -	\$ -
Certificates of Deposit	61,984	61,984	-	-	-
Income Fund of America	67,709	67,709	-	-	-
Retiree Health Plan Trust	27,896,638	6,028,739	10,119,478	-	11,748,421
	<u>\$ 65,744,360</u>	<u>\$ 32,748,999</u>	<u>\$ 21,246,940</u>	<u>\$ -</u>	<u>\$ 11,748,421</u>

WASHINGTON COUNTY BOARD OF EDUCATION  
 NOTES TO THE FINANCIAL STATEMENTS (CONTINUED)  
 JUNE 30, 2020

## NOTE 3: DEPOSIT AND INVESTMENT RISK (CONTINUED)

## Investments (CONTINUED)

*Investments and Fair Value* – Investments are measured at fair value on a recurring basis in accordance with the framework established by GASB Statement No. 72, “*Fair Value Measurement and Application*”. That framework provides a fair value hierarchy that prioritizes the inputs to valuation techniques used to measure fair value. The three levels of the fair value hierarchy are described as below:

Level 1 – inputs to the valuation methodology are unadjusted quoted prices for identical assets or liabilities in active markets that the School System has the ability to access.

Level 2 – inputs to the valuation methodology include quoted prices for similar assets or liabilities in active markets or inactive markets; inputs other than quoted prices that are observable for the asset or liability; or inputs that are derived principally from or corroborated by observable market data by correlation or other means.

Level 3 – inputs to the valuation methodology are unobservable and significant to the fair value measurement.

Fair value of assets measured on a recurring basis at June 30, 2020 are as follows:

	Value	Quoted Prices in Active Markets for Identical Assets (Level 1)	Significant Other Observable Inputs (Level 2)	Significant Unobservable Inputs (Level 3)
Government Agency Securities	\$ 37,718,029	\$ -	\$ 37,718,029	\$ -
Certificates of Deposit	61,984	61,984	-	-
Mutual Fund - Income Fund	67,706	67,706	-	-
	<u>\$ 37,847,719</u>	<u>\$ 129,690</u>	<u>\$ 37,718,029</u>	<u>\$ -</u>

Certificates of Deposit and mutual funds are valued using prices quoted in active markets for those securities. U.S. government agency securities are valued using quoted market prices for similar securities.

WASHINGTON COUNTY BOARD OF EDUCATION  
NOTES TO THE FINANCIAL STATEMENTS (CONTINUED)  
JUNE 30, 2020

## NOTE 4: RECEIVABLES AND PAYABLES

Receivables and payables at June 30, 2020 consist of the following:

	Governmental Activities			Business-Type Activities	Total
	General	Capital Projects	Internal Service		
<u>Due From Other Governments</u>					
County	\$ -	\$ 4,392,646	\$ -	\$ -	\$ 4,392,646
State	1,444,575	1,335,526	-	16,195	2,796,296
Federal	2,253,104	-	-	150,015	2,403,119
Other MD School Systems	59,009	-	-	-	59,009
	<u>\$ 3,756,688</u>	<u>\$ 5,728,172</u>	<u>\$ -</u>	<u>\$ 166,210</u>	<u>\$ 9,651,070</u>
<u>Other Receivables</u>					
Account	\$ 138,166	\$ -	\$ 1,327	\$ 7,081	\$ 146,574
School Loans	2,000	-	-	-	2,000
Interest	129,333	-	79,761	-	209,094
	<u>\$ 269,499</u>	<u>\$ -</u>	<u>\$ 81,088</u>	<u>\$ 7,081</u>	<u>\$ 357,668</u>
<u>Accounts Payable</u>					
Vendor	\$ 4,722,755	\$ 2,586,701	\$ 1,097,349	\$ 89,048	\$ 8,495,853
Contractor Retainages	75,832	1,280,118	-	-	1,355,950
	<u>\$ 4,798,587</u>	<u>\$ 3,866,819</u>	<u>\$ 1,097,349</u>	<u>\$ 89,048</u>	<u>\$ 9,851,803</u>
<u>Accrued Liabilities</u>					
Payroll and Payroll Taxes	\$ 20,038,796	\$ -	\$ 2,891	\$ 32,644	\$ 20,074,331
Pending Insurance Claims	-	-	2,939,000	-	2,939,000
Current portion of Compensated Absences reclassified in Statement of Net Position	(472,995)	-	-	-	(472,995)
	<u>\$ 19,565,801</u>	<u>\$ -</u>	<u>\$ 2,941,891</u>	<u>\$ 32,644</u>	<u>\$ 22,540,336</u>



WASHINGTON COUNTY BOARD OF EDUCATION  
NOTES TO THE FINANCIAL STATEMENTS (CONTINUED)  
JUNE 30, 2020

## NOTE 5: CAPITAL ASSETS

Capital asset activity for the year ended June 30, 2020 is as follows:

	Balance July 1, 2019	Additions	Disposals	Reclasses	Balance June 30, 2020
<b><u>GOVERNMENTAL ACTIVITIES</u></b>					
Capital Assets not Being Depreciated (cost):					
Land	\$ 8,813,307	\$ -	\$ -	\$ -	\$ 8,813,307
Facilities under Construction	<u>10,471,542</u>	<u>27,441,398</u>	<u>-</u>	<u>-</u>	<u>37,912,940</u>
Total Capital Assets not Being Depreciated	<u>19,284,849</u>	<u>27,441,398</u>	<u>-</u>	<u>-</u>	<u>46,726,247</u>
Capital Assets Being Depreciated:					
Building and Building Improvements	346,825,006	7,155	(183,369)	-	346,648,792
Furniture and Equipment	54,003,651	3,482,681	(2,784,576)	5,543,835	60,245,591
Buildings and Equipment under Capital Lease	<u>5,543,835</u>	<u>51,428</u>	<u>-</u>	<u>(5,543,835)</u>	<u>51,428</u>
Total Capital Assets Being Depreciated	<u>406,372,492</u>	<u>3,541,264</u>	<u>(2,967,945)</u>	<u>-</u>	<u>406,945,811</u>
Less Accumulated Depreciation for:					
Building and Building Improvements	(158,584,086)	(7,204,111)	108,042		(165,680,155)
Furniture and Equipment	(34,453,923)	(4,932,356)	2,677,589	(4,310,976)	(41,019,666)
Buildings and Equipment under Capital Lease	<u>(4,310,976)</u>	<u>(12,812)</u>	<u>-</u>	<u>4,310,976</u>	<u>(12,812)</u>
Total Accumulated Depreciation	<u>(197,348,985)</u>	<u>(12,149,279)</u>	<u>2,785,631</u>	<u>-</u>	<u>(206,712,633)</u>
Capital Assets Being Depreciated, Net	<u>209,023,507</u>	<u>(8,608,015)</u>	<u>(182,314)</u>	<u>-</u>	<u>200,233,178</u>
Governmental Activities, Capital Assets, Net	<u>\$228,308,356</u>	<u>\$18,833,383</u>	<u>\$ (182,314)</u>	<u>\$ -</u>	<u>\$246,959,425</u>
<b><u>BUSINESS-TYPE ACTIVITIES</u></b>					
Capital Assets Being Depreciated:					
Furniture and Equipment	<u>\$ 5,375,778</u>	<u>\$ 264,473</u>	<u>\$ (180,706)</u>	<u>\$ -</u>	<u>\$ 5,459,545</u>
Less Accumulated Depreciation for:					
Furniture and Equipment	<u>(3,746,532)</u>	<u>(323,202)</u>	<u>177,511</u>	<u>-</u>	<u>(3,892,223)</u>
Business-Type Activities, Capital Assets, Net	<u>\$ 1,629,246</u>	<u>\$ (58,729)</u>	<u>\$ (3,195)</u>	<u>\$ -</u>	<u>\$ 1,567,322</u>

Depreciation Expense was charged to governmental activities as follows:

Other Instructional Costs	\$ 3,102,434
Student Transportation Services	1,409,986
Operation of Plant	178,693
Depreciation - Unallocated	<u>7,458,166</u>
	<u>\$ 12,149,279</u>

WASHINGTON COUNTY BOARD OF EDUCATION  
NOTES TO THE FINANCIAL STATEMENTS (CONTINUED)  
JUNE 30, 2020

## NOTE 6: UNEARNED REVENUE

*General Fund*

Unearned revenue consists of revenues received under restricted programs in excess of the expenditures under those programs.

*Enterprise Fund*

Unearned revenue includes commodities donated by the Federal Government and included in inventory. Unearned revenues also include student lunch ticket sales collected in advance which will be consumed by students in the subsequent fiscal year.

## NOTE 7: INTERFUND BALANCES AND TRANSFERS

The composition of interfund balances as of June 30, 2020 are as follows:

	<u>Interfund Payable</u>	<u>Interfund Receivable</u>
Governmental Activities		
General Fund - Unrestricted	\$ 2,556,743	\$ -
General Fund - Restricted	-	-
Capital Projects Fund	<u>2,257,652</u>	<u>-</u>
Total Governmental Activities	<u>4,814,395</u>	<u>-</u>
Business-Type Activities		
Food Service Fund	-	2,393,130
Self Insurance Fund	-	<u>2,467,612</u>
Total Business-Type Activities	<u>-</u>	<u>4,860,742</u>
Fiduciary Funds		
Scholarship Fund	<u>46,347</u>	<u>-</u>
Total Fiduciary Funds	<u>46,347</u>	<u>-</u>
Total Interfund Balances	<u>\$ 4,860,742</u>	<u>\$ 4,860,742</u>

The above balances resulted from the time lag between the dates that (1) interfund goods and services are provided or reimbursable expenditures occur; (2) transactions are recorded in the accounting system; and (3) payments between funds are made. Interfund receivables and payables are not interest-bearing and are normally settled in the subsequent period.

The School System approved interfund transfers of \$1,522,153 from the current expense fund to the food service fund for the year ended June 30, 2020, to pay for summer school meals, certain outdoor school meals, food service employees' salaries and benefits, and adjustments to delinquent school accounts. The School System also approved interfund transfers of \$1,514,414 from the current expense fund to the capital project fund for the year ended June 30, 2020 to pay for capital projects.

## NOTE 8: LONG-TERM LIABILITIES

General long-term liabilities consist of capital lease obligations, accumulated compensated absences payable, net pension liability, and the net OPEB liability. The interest rate on the capital lease obligation is 7.17%, with a maturity date of 2024. The capital lease obligations are secured by the equipment under lease.

WASHINGTON COUNTY BOARD OF EDUCATION  
NOTES TO THE FINANCIAL STATEMENTS (CONTINUED)  
JUNE 30, 2020

## NOTE 8: LONG-TERM LIABILITIES (CONTINUED)

The following is a summary of changes in the School System's long-term liabilities for the year ended June 30, 2020:

	Balance June 30, 2019	Additions	Deductions/ Maturities	Balance June 30, 2020	Amounts Due Within One Year
<u>Governmental Activities</u>					
Capital Leases					
Copiers	\$ 220,554	\$ 51,248	\$ (232,270)	\$ 39,532	\$ 8,881
iPads	877,160	-	(877,160)	-	-
	<u>1,097,714</u>	<u>51,248</u>	<u>(1,109,430)</u>	<u>39,532</u>	<u>8,881</u>
<u>Other Long-Term Liabilities</u>					
Compensated Absences	7,404,529	3,307,227	(3,544,056)	7,167,700	472,995
Net Pension Liability	15,423,214	4,030,483	(3,891,043)	15,562,654	-
Other Post Employment Benefits	236,280,371	54,160,777	(94,921,741)	195,519,407	-
	<u>259,108,114</u>	<u>61,498,487</u>	<u>(102,356,840)</u>	<u>218,249,761</u>	<u>472,995</u>
<u>Governmental Activities</u>					
Long-Term Liabilities	<u>\$ 260,205,828</u>	<u>\$ 61,549,735</u>	<u>\$ (103,466,270)</u>	<u>\$ 218,289,293</u>	<u>\$ 481,876</u>
<u>Business-Type Activities</u>					
<u>Other Long-Term Liabilities</u>					
Compensated Absences	\$ 166,199	\$ 62,187	\$ (56,195)	\$ 172,191	\$ -
Net Pension Liability	2,937,755	767,711	(741,151)	2,964,315	-
Other Post Employment Benefits	5,315,100	1,218,341	(2,135,254)	4,398,187	-
	<u>\$ 8,419,054</u>	<u>\$ 2,048,239</u>	<u>\$ (2,932,600)</u>	<u>\$ 7,534,693</u>	<u>\$ -</u>

Compensated absences and the net pension liability are paid from the General Fund and the Food Service Fund. The net OPEB liability is paid from the General Fund, Food Service Fund, and the Internal Service Fund.

Following is a schedule of future minimum lease payments under capital leases as of June 30, 2020:

Fiscal Year Ending June 30	Governmental Activities
2021	\$ 11,716
2022	11,716
2023	11,716
2024	<u>11,716</u>
Total Minimum Lease Payments	46,864
Less: Amount Representing Interest	<u>(7,332)</u>
Total Present Value of Net Minimum Lease Payments	<u>\$ 39,532</u>

See Note 5 for an analysis of the buildings and equipment acquired through capital lease, which is included in capital assets in the Statement of Net Position.

WASHINGTON COUNTY BOARD OF EDUCATION  
 NOTES TO THE FINANCIAL STATEMENTS (CONTINUED)  
 JUNE 30, 2020

## NOTE 9: FUND BALANCES / NET POSITION

The financial statements present fund balances / net position based on classifications that comprise a hierarchy that is based primarily on the extent to which the School System is bound to honor constraints on the specific purposes for which amounts in the respective funds can be spent. The classifications used in the financial statements are as follows:

	General Fund	Projects Fund	Governmental Funds
<b>Nonspendable</b>			
Inventory	\$ 96,101	\$ -	\$ 96,101
Prepays	75,570	-	75,570
Total Nonspendable	<u>171,671</u>	<u>-</u>	<u>171,671</u>
<b>Committed</b>			
School loans	385,815	-	385,815
Facilities maintenance	74,466	-	74,466
Facilities	2,753,620	-	2,753,620
Board designated	586,839	-	586,839
Total Committed	<u>3,800,740</u>	<u>-</u>	<u>3,800,740</u>
<b>Assigned</b>			
Encumbrances	<u>5,078,084</u>	<u>-</u>	<u>5,078,084</u>
<b>Unassigned</b>			
	<u>5,061,913</u>	<u>(1,280,117)</u>	<u>3,781,796</u>
	<u>\$ 14,112,408</u>	<u>\$ (1,280,117)</u>	<u>\$ 12,832,291</u>

	Governmental Activities	Business-Type Activities/Food Service Fund
<b>Government-Wide Activities</b>		
Capital Assets, net of Accumulated Depreciation	\$ 246,959,425	\$ 1,567,322
Capital Leases Payable	<u>(39,532)</u>	<u>-</u>
	<u>\$ 246,919,893</u>	<u>\$ 1,567,322</u>

WASHINGTON COUNTY BOARD OF EDUCATION  
NOTES TO THE FINANCIAL STATEMENTS (CONTINUED)  
JUNE 30, 2020

NOTE 10: RISK MANAGEMENT

The School System is exposed to various risks of loss to torts, theft of, damage to, and destruction of assets; errors and omissions; personal injury; and natural disasters. The School System is one of seventeen Boards of Education within the State of Maryland belonging to the Maryland Association of Boards of Education Group Insurance Pool (the Pool), a public entity risk pool organized as a trust. The School System pays an annual premium to the Pool for its property, liability, and automobile coverage. Such premiums are actuarially calculated for the Pool as a whole based on loss data and are allocated to members based on student enrollment, number, and type of vehicles as well as experience modification factors. The Pool is reinsured on a claims-made basis for legal liability, covering claims aggregating \$3 million per School System per year.

Additionally, the School System is one of seventeen Boards of Education within the State of Maryland belonging to the Maryland Association of Boards of Education Workers' Compensation Group Self-Insurance Fund (the Fund). The Fund was established as a public entity risk pool organized to provide worker's compensation indemnity and medical benefits coverage for participating school boards. The Fund is operated under regulations promulgated by the State's Worker's Compensation Commission (COMAR 14.09.02). Each Fund participant pays an annual premium calculated on its payroll, according to the standard classifications, with an experience modification applied. Premiums billed to the Fund members are determined on an actuarial basis. Six months following the end of the Fund's fiscal year, the Fund's trustees declare unneeded funds as surplus and may distribute 50% of the declared surplus as dividends or rate stabilization to the Fund members. This dividend distribution is made no sooner than one year after the close of that fiscal year. Members dedicate the remaining 50% of the surplus each year to a surplus fund until it reaches 75% net annual premium. The Fund carries an excess insurance policy providing specific excess and employer liability protection coverage, thus reducing the potential of assessment against Fund members. The Fund provides coverage for up to a maximum of \$500,000 for each worker's compensation claim.

Settled claims from these risks have not exceeded the insurance plan coverage during any of the past three years.

The School System also offers a program of self-insured health, dental, and vision benefits to its employees and retirees. Charges are made to other funds, employees, and retirees for their respective share of the costs in amounts planned to match the estimated claims, the cost of insurance premiums for coverage in excess of self-insured amounts, and the administrative costs in providing the program. Such costs are also offset by interest income earned from investing receipts until they are paid out in the form of claims or expenses. Administrative costs directly related to the program are borne by the Self-Insurance Fund.

In accordance with the Governmental Standards Board's Statement No. 10 "Accounting and Financial Reporting for Risk Financing and Related Insurance Issues," charges to other funds must be accounted for as revenue by an internal service fund and expenditures/expenses by the other funds. The amounts of these charges were \$44,419,125 for the year ended June 30, 2020.

WASHINGTON COUNTY BOARD OF EDUCATION  
NOTES TO THE FINANCIAL STATEMENTS (CONTINUED)  
JUNE 30, 2020

## NOTE 10: RISK MANAGEMENT (CONTINUED)

The Self-Insurance Fund's accrued liabilities include an estimate of the amount to be paid for self-insured claims incurred prior to June 30, 2020 and 2019. This estimate is prepared based upon the School System's experience and other relevant facts. The liability is recorded as an accrued liability in the Government-Wide and Proprietary Statements of Net Position. Changes in the Fund's claims liability amount for the years ended June 30, 2020 and 2019, were as follows:

	<u>2020</u>	<u>2019</u>
Liability at Beginning of Year	\$ 2,362,000	\$ 2,875,407
Claims and changes in estimates during the year	49,233,966	45,639,904
Claims paid	<u>(48,656,966)</u>	<u>(46,153,311)</u>
Liability at End of Year	<u>\$ 2,939,000</u>	<u>\$ 2,362,000</u>

## NOTE 11: PENSION PLAN

Plan Description

The employees of the Board are covered by the Maryland State Retirement and Pension System (the System), which is a multiple-employer cost sharing employer defined benefit public employee retirement system. While there are five retirement and pension systems under the System, employees of the Board are a member of either the Teachers' Retirement and Pension Systems or the Employees' Retirement and Pension Systems. The Plans are administered by the State Retirement Agency. The System was established by the State Personnel and Pensions Article of the Annotated Code of Maryland to provide retirement allowances and other benefits to State employees, teachers, police, judges, legislators, and employees of participating governmental units. Responsibility for the System's administration and operation is vested in a 15-member Board of Trustees. The System issues a publicly available financial report that can be obtained at <http://www.sra.state.md.us>. The System provides retirement allowances and other benefits to State teachers and employees of participating governmental units, among others. The School System participates in the Maryland Teachers' Retirement System (TRS), the Maryland Teachers' Pension System (TPS), the Maryland State Employee's Retirement System (ERS), and the Maryland State Employee's Pension System (EPS). Eligible professional and clerical personnel are covered under TRS or TPS. Eligible maintenance, custodial, and food service personnel are covered under ERS or EPS.

Benefits Provided*Maryland Teacher's Retirement System (TRS)*

Under TRS, the members are eligible for full service retirement allowances upon attaining age 60 or upon accumulating 30 years of eligible service regardless of age. The retirement allowance is 1/55<sup>th</sup> of average final compensation for the three highest years as a member for each year of creditable service. Creditable service is based on a full normal working time for teachers – ten months equals one year. TRS members are eligible for early service retirement allowances upon accumulating at least 25 years prior to attaining age 60. The service retirement allowance is reduced by 0.005 for each month that date of retirement precedes the earlier of age 60 or the date the member would have completed 30 years of eligibility service. The maximum reduction is 30%.

WASHINGTON COUNTY BOARD OF EDUCATION  
NOTES TO THE FINANCIAL STATEMENTS (CONTINUED)  
JUNE 30, 2020

NOTE 11: PENSION PLAN (CONTINUED)

Benefits Provided (CONTINUED)

*Maryland Teacher's Retirement System (TRS) (CONTINUED)*

They are also eligible for ordinary disability retirement allowance upon completing five years of eligibility service and receiving certification from the Medical Board that they are permanently incapable of performing their necessary job function. The ordinary disability benefit is 1/55<sup>th</sup> of average final compensation for the three highest years as a member for each of creditable service. The minimum benefit is 25% of average final compensation; the maximum benefit can be not greater than 1/55<sup>th</sup> of average final compensation for each year of creditable service the member would have accrued if employment continued to age 60. TRS members are eligible for accidental disability benefits if the Medical Board certifies that, in the course of job performance and as the direct result of an accidental injury, they become totally and permanently disabled. The accidental disability benefit is equal to 66 2/3% of the employee's average final compensation for the three highest consecutive years as a member plus the annuity provided by accumulated member contributions, but cannot be greater than the average final compensation.

To be eligible for death benefits under the TRS plan, members must have either accumulated at least one year of eligible service prior to date of death or died in the line of duty. Such benefits consist of a one-time lump sum payment equal to the member's annual earnable compensation at the time of death, plus accumulated member contributions.

*Maryland Teacher's Pension System (TPS)*

Under TPS, there are two membership classes. All employees who were members on or before June 30, 2011, participate in the Alternate Contributory Pension Selection (ACPS) and all employees who enroll after July 1, 2011 participate in the Reformed Contributory Pension Benefit (RCPB). ACPS members qualify for normal retirement benefits upon (a) completing 30 years of eligible service, (b) reaching 62 with 5 years of eligible service, (c) reaching age 63 with 4 years of eligible service, (d) reaching age 64 with 3 years of eligible service, or (e) reaching age 65 or older with 2 years of eligible service. ACPS members are eligible for early retirement benefits after attainment of the age 55 with at least 15 years of eligible service. RCPB members qualify for normal retirement benefits when they attain a combined age and eligibility service of 90 years or after reaching age 65 with 10 years of eligible service. RCPB members are eligible for early retirement after attaining the age of 60 with at least 15 years of eligible service. Benefits are generally equal to 0.8%-1.5% of the member's final average salary multiplied by the number of years of credited service, depending upon membership class.

Participants are eligible for ordinary disability retirement benefits after completing five years of service. The benefit allowance is computed on the basis that the service continues until age 62 without any change in rate of earnable compensation. If disability occurs after age 62 (age 65 for RCPB), the benefit is based on creditable service at time of retirement. Participants are eligible for accidental disability retirement benefits if the disability occurred in the actual performance of the employee's duty.

WASHINGTON COUNTY BOARD OF EDUCATION  
NOTES TO THE FINANCIAL STATEMENTS (CONTINUED)  
JUNE 30, 2020

NOTE 11: PENSION PLAN (CONTINUED)

Benefits Provided (CONTINUED)

*Maryland Teacher's Pension System (TPS) (CONTINUED)*

The accidental disability benefits is equal to 66 2/3% of the employee's average final compensation for the three highest consecutive years as a member plus the annuity provided by accumulated member contributions, but cannot be greater than the average final compensation.

To be eligible for death benefits under the TPS plan, members must have either accumulated at least one year of eligible service prior to date of death or died in the line of duty. Such benefits consist of a one-time lump sum payment equal to the member's annual earnable compensation at the time of death, plus accumulated member contributions.

*Maryland Employee's Retirement System (ERS)*

Under ERS, the members are eligible for full service retirement allowances upon attaining age 60 or upon accumulating 30 years of eligible service regardless of age. The retirement allowance is 1/55th of average final compensation for the three highest years as a member for each year of creditable service. ERS members are eligible for early service retirement allowances upon accumulating at least 25 years prior to attaining age 60. The service retirement allowance is reduced by 0.005 for each month that date of retirement proceeds the earlier of age 60 or the date the member would have completed 30 years of eligibility service. The maximum reduction is 30%.

They are also eligible for ordinary disability retirement allowance upon completing five years of eligibility service and receiving certification from the Medical Board that they are permanently incapable of performing their necessary job function. The ordinary disability benefit is 1/55th of average final compensation for the three highest years as a member for each of creditable service. The minimum benefit is 25% of average final compensation; the maximum benefit can be not greater than 1/55th of average final compensation for each year of creditable service the member would have accrued if employment continued to age 60. ERS members are eligible for accidental disability benefits if the Medical Board certifies that, in the course of job performance and as the direct result of an accidental injury, they become totally and permanently disabled. The accidental disability benefit is equal to 66 2/3% of the employee's average final compensation for the three highest consecutive years as a member plus the annuity provided by accumulated member contributions, but cannot be greater than the average final compensation.

To be eligible for death benefits under the ERS plan, members must have either accumulated at least one year of eligible service prior to date of death or died in the line of duty. Such benefits consist of a one-time lump sum payment equal to the member's annual earnable compensation at the time of death, plus accumulated member contributions. If the member dies prior to accruing one year of service, payment is only the return of accumulated member contributions.



WASHINGTON COUNTY BOARD OF EDUCATION  
NOTES TO THE FINANCIAL STATEMENTS (CONTINUED)  
JUNE 30, 2020

NOTE 11: PENSION PLAN (CONTINUED)

Benefits Provided (CONTINUED)

*Maryland Employee's Pension System (EPS)*

Under the EPS plan, members are eligible for full service pension allowance upon accumulating 30 years of eligibility regardless of age. Absent 30 years of eligible service, members must meet one of the following conditions to be eligible for full service pension allowance: (a) age 62 with 5 years of eligible service, (b) age 63 with 4 years of eligible service, (c) age 64 with 3 years of eligible service, or (d) age 65 or older with 2 years of eligible service. Members are eligible for early service pension liability upon attaining age 55 with at least 15 years of service or attaining age 60 with 15 years of service, depending on plan. Allowances for both normal and early retirement are based on membership class.

They are also eligible for ordinary disability retirement allowance upon completing five years of eligibility service and receiving certification from the Medical Board that they are permanently incapable of performing their necessary job function. The benefit is the service retirement allowance computed on the basis that service continues until age 62 (age 65 for RCPB) without any change in the rate of earnable compensation. EPS members are eligible for accidental disability benefits if the Medical Board certifies that, in the course of job performance and as the direct result of an accidental injury, they become totally and permanently disabled. The accidental disability benefit is equal to 66 2/3% of the employee's average final compensation for the three highest consecutive years (five years for RCPB) as a member plus the annuity provided by accumulated member contributions, but cannot be greater than the average final compensation.

To be eligible for death benefits under the EPS plan, members must have either accumulated at least one year of eligible service prior to date of death or died in the line of duty. Such benefits consist of a one-time lump sum payment equal to the member's annual earnable compensation at the time of death, plus accumulated member contributions.

Contributions

The Board and covered members are required by State statute to contribute to the System. Members of the Teachers' Pension System and the Teachers' Retirement System are required to contribute between 5-7% annually (depending on the plan). Members of the Employees' Pension System and Employees' Retirement System are required to contribute 2-7% annually, depending on the retirement option selected. The contribution requirements of the System members, as well as the State and participating governmental employers are established and may be amended by the Board of Trustees for the System.

Beginning in FY2017, the Board pays the normal cost for their teachers in the Teachers Retirement and Pension System while the State contributes on behalf of the Board, the unfunded liability portion of the Board's annual required contribution to the Teachers' Retirement and Pension System, which for the year ended June 30, 2020 was \$8,356,744. The State's contributions on behalf of the Board for the year ended June 30, 2020 was \$16,866,357. The fiscal 2020 contributions made by the State on behalf of the Board have been included as both revenues and expenditures in the general fund in the accompanying Statement of Revenues, Expenditures and Changes in Fund Balances and are also included as revenues and expenses in the Statement of Activities.

WASHINGTON COUNTY BOARD OF EDUCATION  
NOTES TO THE FINANCIAL STATEMENTS (CONTINUED)  
JUNE 30, 2020

## NOTE 11: PENSION PLAN (CONTINUED)

Contributions (CONTINUED)

The Board's contractually required contribution rate for the Employees' Retirement and Pension Systems for the year ended June 30, 2019, was 8.95% of annual payroll, actuarially determined as an amount that, when combined with employee contributions, is expected to finance the costs of benefits earned by employees during the year, with an additional amount to finance any unfunded accrued liability. The Board made its share of the required contributions during the year ended June 30, 2020 of \$1,978,818.

Pension Liabilities, Pension Expense, and Deferred Outflows of Resources and Deferred Inflows of Resources Related to Pensions

At June 30, 2020, the School System reported a liability for its proportionate share of the pension liability that reflected a reduction for state pension support provided to the School System. The amount recognized by the School System as its proportionate share of the net pension liability, the related State support and the total portion of the net pension liability that was associated with the School System were as follows:

	Retirement and Pension System	Retirement and Pension System
School System's proportionate share of net pension liability	\$ -	\$ 18,526,969
State's proportionate share of net pension liability associated with the School System	161,969,534	-
Total	<u>\$ 161,969,534</u>	<u>\$ 18,526,969</u>
Split of Net Pension Liability		
Governmental Activities		\$ 15,562,654
Business-Type Activities		<u>2,964,315</u>
Total		<u>\$ 18,526,969</u>

The net pension liability was measured as of June 30, 2019 and the total pension liability used to calculate the net pension liability was determined by an actuarial valuation as of that date. The School System's proportion of the net pension liability was based on a projection of the School System's long-term share of contributions to the pension plan relative to the projected contributions of all participating School Systems, Libraries and the State, actuarially determined. As of June 30, 2019, the School System's proportionate share was .0898251%, which is an increase of .0023152% from its proportion measured as of June 30, 2018.

Since the State of Maryland pays the unfunded liability and the School System pays the normal cost for the TPS and TRS plans, the local Boards of Education are not required to record their share of the unfunded pension liability but instead, that liability is to be recorded by the State of Maryland.

WASHINGTON COUNTY BOARD OF EDUCATION  
NOTES TO THE FINANCIAL STATEMENTS (CONTINUED)  
JUNE 30, 2020

## NOTE 11: PENSION PLAN (CONTINUED)

Pension Liabilities, Pension Expense, and Deferred Outflows of Resources and Deferred Inflows of Resources Related to Pensions (CONTINUED)

For the year ended June 30, 2020, the School System recognized pension expense of \$2,358,023. As of June 30, 2020, the School System reported deferred outflows of resources and deferred inflows of resources related to pensions from the following sources:

	Deferred Outflows of Resources	Deferred Inflows of Resources
Net difference between projected and actual investment earnings	\$ 375,962	\$ -
Difference between expected and actual experience	-	1,275,926
Change in proportion	2,496,902	1,315,850
Change in assumptions	312,479	504,219
Contributions subsequent to the measurement date	1,978,818	-
<b>Total</b>	<b>\$ 5,164,161</b>	<b>\$ 3,095,995</b>
 <u>Split of Deferred Outflows / Inflows of Resources</u>		
Governmental Activities	\$ 4,337,895	\$ 2,600,635
Business-Type Activities	826,266	495,360
	<b>\$ 5,164,161</b>	<b>\$ 3,095,995</b>

\$1,978,818 is reported as deferred outflows of resources related to pensions resulting from the School System's contributions subsequent to the measurement date will be recognized as a reduction of the net pension liability in the year ended June 30, 2020. Other amounts reported as deferred outflows of resources and deferred inflows of resources related to pensions will be recognized in pension expense as follows:

	Governmental Activities	Business-Type Activities	Total
<b>Year ended June 30:</b>			
2021	\$ 264,077	\$ 50,301	\$ 314,378
2022	(417,929)	(79,606)	(497,535)
2023	(23,543)	(4,484)	(28,027)
2024	287,208	54,706	341,914
2025	(34,761)	(6,621)	(41,382)
<b>Total</b>	<b>\$ 75,052</b>	<b>\$ 14,296</b>	<b>\$ 89,348</b>

Actuarial Methods and Assumptions

The following methods and assumptions were used in the actuarial valuation for the June 30, 2019 measurement date:

Actuarial cost method	Entry age normal
Amortization method	Level percentage of payroll, closed
Inflation	2.65% general, 3.15% wage
Salary Increases	3.10% including inflation
Investment Rate of Return	7.40%

WASHINGTON COUNTY BOARD OF EDUCATION  
 NOTES TO THE FINANCIAL STATEMENTS (CONTINUED)  
 JUNE 30, 2020

## NOTE 11: PENSION PLAN (CONTINUED)

Actuarial Methods and Assumptions (CONTINUED)

Retirement age was based on an experience-based table of rates that are specific to the type of eligibility condition and was last updated for the 2018 valuation pursuant to an experience study for the period July 1, 2014 to June 30, 2018. Mortality rates were based on Public Sector 2010 Mortality Tables calibrated to MSRPS experience with generational projections using MP-2018 (2-dimensional) mortality improvement scale. The discount rate changed from 7.45% to 7.40%, inflation from 2.60% to 2.65%, and salary increases from 3.20% to 3.10% for the June 30, 2019 measurement date.

Investments

The long-term expected rate of return on pension plan investments was determined using a building-block method in which best-estimate ranges of expected future real rates of return (expected returns, net of pension plan investment expense and inflation) are developed for each major asset class. These ranges are combined to produce the long-term expected rate of return by weighing the expected future real rates of return by the target asset allocation percentage and by adding expected inflation. Best estimates of geometric real rates of return were adopted by the Board after considering input from the System's investment consultant(s) and actuary(s). For each major asset class that is included in the System's target asset allocation, these best estimates are summarized in the following table:

Asset Class	Target Allocation	Long-Term Expected Real Rate of Return
Public Equity	37.0%	6.3%
Private Equity	13.0%	7.5%
Rate Sensitive	19.0%	1.3%
Credit Opportunity	9.0%	3.9%
Real Assets	14.0%	4.5%
Absolute Return	8.0%	3.0%
	<u>100.0%</u>	

Discount Rate

The single discount rate of 7.40% was used to measure the total pension liability. This single discount rate was based on the expected rate of return on pension plan investments of 7.40%. The projection of cash flows used to determine the discount rate assumed that contributions from plan members will be made at the current contribution rate and that contributions from employers will be made at rates equal to the difference between actuarially determined contribution rates and the member rate. Based on those assumptions, the pension plan's fiduciary net position was projected to be available to make all projected future benefit payments of current plan members. Therefore, the long-term expected rate of return on pension plan investments was applied to all periods of projected benefit payments to determine the total pension liability.

WASHINGTON COUNTY BOARD OF EDUCATION  
 NOTES TO THE FINANCIAL STATEMENTS (CONTINUED)  
 JUNE 30, 2020

## NOTE 11: PENSION PLAN (CONTINUED)

Sensitivity of the School System's proportionate share of the net pension liability to change in the discount rate

Regarding the sensitivity of the net pension liability to changes in the single discount rate, the following presents the plan's net pension liability, calculated using a single discount rate of 7.40% as well as what the plan's net pension liability would be if it were calculated using a single discount rate that is one percentage point lower (6.40%) or one percentage point higher (8.40%) than the current rate:

	1% Decrease 6.40%	Current discount rate 7.40%	1% Increase 8.40%
School System's proportionate share of the net pension liability - EPS and ERS	\$ 26,815,933	\$ 18,526,969	\$ 11,623,307

Additional Financial and Actuarial Information

Additional financial information supporting the preparation of the Schedule of Employer Allocations and the Schedule of Pension Amounts by Employer (including the disclosure of the net pension liability and the unmodified audit opinion on the financial statements) is located in the System's Comprehensive Annual Financial Report for the fiscal year ended June 30, 2019.

## NOTE 12: OTHER POST-EMPLOYMENT BENEFITS PLAN

Plan Description

In addition to providing the pension benefits described, the School System provides post-employment health care and life insurance benefits (OPEB) for retired employees, their spouses and dependents, and surviving spouses and dependents. On April 15, 2008, the Board created the Retiree Benefit Trust of the Board of Education of Washington County (the "Trust") in order to arrange for the establishment of a reserve to pay health and welfare benefits for future retirees. The Trust is affiliated with the Maryland Association of Boards of Education Pooled OPEB Investment Trust, and agent multiple-employer public employee retirement system established by the Maryland Association of Boards of Education ("MABE"). The Board reserves the right to establish and amend the provisions of the trust with respect to participants, any benefit provided thereunder, or its participation therein, in whole or in part at any time, by resolution of its governing body and upon advance written notice to the Trustees. The Maryland Association of Boards of Education Pooled OPEB Investment Trust issues an annual financial report for the Trust. That report may be obtained by writing to Maryland Association of Boards of Education, 621 Ridgely Avenue, Suite 300, Annapolis, Maryland 21401, or by calling 1-800-841-8197.

WASHINGTON COUNTY BOARD OF EDUCATION  
NOTES TO THE FINANCIAL STATEMENTS (CONTINUED)  
JUNE 30, 2020

NOTE 12: OTHER POST-EMPLOYMENT BENEFITS PLAN (CONTINUED)

Plan Description (CONTINUED)

Eligible participants include employees, former employees, or beneficiaries of Washington County Public Schools who are receiving pensions. Participants must meet the retirement eligibility requirements of the State of Maryland Employees' and Teachers' Pension System (EPS). Under EPS, members hired on or after July 1, 2011 are in the Reformed Contributory Pension System. The earliest retirement eligibility under the Reformed Contributory Pension System is the earlier of:

- Rule of 90 (age plus service is at least 90),
- Age 65 with 10 years of service, or
- Age 60 with 15 years of service.

For other members of EPS, the earliest retirement eligibility is the earlier of:

- Age 55 with 15 years of service,
- Age 62 with 5 years of service,
- Age 63 with 4 years of service,
- Age 64 with 3 years of service,
- Age 65 with 2 years of service, or
- 30 years of service (regardless of age).

Under EPS, there are two types of disability benefits, ordinary and accidental. Ordinary disability under EPS requires five (5) years of eligibility service. There is no service credit requirement for accidental disability.

Retirees can continue the same medical coverage they had (including family coverage) as active employees. Retirees receive a subsidy for their post-retirement medical insurance based on points (Age + Service). A minimum of 66 points (with 5 years of service) is required to receive a subsidy. The maximum subsidy of 85% is reached at 85 points (note this is a blended subsidy percentage based on the subsidy for each plan and the current enrollment distribution). Retirees with less than 66 points are allowed access, but must pay 100% of the published rates.

Contributions

The School System will contribute the higher of the budgeted pay-go amount or actual pay-go amount to the trust for fiscal year 2020. Because of the sponsor's funding policy, it is anticipated the sponsor's cash requirement will increase as time goes on. For the year ended June 30, 2020 and 2019, the School System's average contribution rate was 9.55% and 8.93%, respectively of covered payroll. Employees are not required to contribute to the plan. Total claims paid on behalf of retirees amounted to \$15,650,073 of which \$3,971,020 was reimbursed through contributions received from retirees for the year ended June 30, 2020. In addition, the School System contributed \$5,867,132 to the MABE Trust for the year ended June 30, 2020. Total claims paid on behalf of retirees amounted to \$14,527,473 of which \$4,033,515 was reimbursed through contributions received from retirees for the year ended June 30, 2019.

WASHINGTON COUNTY BOARD OF EDUCATION  
 NOTES TO THE FINANCIAL STATEMENTS (CONTINUED)  
 JUNE 30, 2020

NOTE 12: OTHER POST-EMPLOYMENT BENEFITS PLAN (CONTINUED)

Employees Covered by Benefit Terms

The School System partially supports the group insurance plan for retired employees. Eligibility is determined by a point system based on a retiree's age at the date of retirement and the number of years of service with the School System. The School System pays up to a maximum of 85% of the premium of the standard plan, based on the points earned. There were 2,740 active employees and 1,863 inactive employees or beneficiaries currently receiving benefit payments at the June 30, 2019 measurement date.

Investments

The MABE Trust's policy in regards to the allocation of invested assets is established and may be amended by the Trustees by a majority vote of its members. It is the policy of the Trust is pursue an investment strategy that emphasizes growth of principal while avoiding excess risk. Short-term volatility will be tolerated inasmuch as it is consistent with the volatility of a comparable market index. The MABE Trust's investment policy discourages the use of cash equivalents, except for liquidity purposes and aims to refrain from dramatically shifting asset class allocations over short time span. The following is the MABE Trust's adopted asset allocation policy as of June 30, 2020 and 2019:

<u>Asset Class</u>	<u>Target Allocation</u>
US Equity	33%
Non US Equity	21%
Fixed Income	34%
Non US Fixed Income	2%
Real Estate	5%
Cash	5%
Total	<u>100%</u>

Rate of Return

For the year ended June 30, 2020 and 2019, the annual money-weighted rate of return on investments, net of investment expense, was 2.91% and 7.52%, respectively. The money-weighted rate of return expresses investment performance, net of investment expense, adjusted for the changing amounts actually invested.

Investment in External Investment Pool

The School System has funds designated for Other Post-employment Benefits (OPEB) that are held by the Maryland Association of Board of Education (MABE) in the MABE OPEB Trust (MABE Trust). The MABE Trust is administered by the MABE and is a wholly-owned instrumentality of its members. The ten members who are sole contributors to the MABE Trust consist of Allegany Fiduciary Fund and the boards of education of the following counties in Maryland: Allegany, Caroline, Cecil, Charles, Harford, Kent, Prince George's, St. Mary's, and Washington.

The MABE Trust is audited annually by an independent CPA firm. The audit report is usually issued by September 1<sup>st</sup> of each year, a copy of which can be obtained by sending a request to the following address: Administrator of the MABE Pooled Investment Trust, 621 Ridgely Road, Suite 300, Annapolis, MD 21401-1112.

WASHINGTON COUNTY BOARD OF EDUCATION  
NOTES TO THE FINANCIAL STATEMENTS (CONTINUED)  
JUNE 30, 2020

## NOTE 12: OTHER POST-EMPLOYMENT BENEFITS PLAN (CONTINUED)

Net OPEB Liability

The OPEB liabilities for the School System as of June 30, 2020 are calculated using a measurement date of June 30, 2019. Therefore, plan information for the year ended June 30, 2019 is utilized.

The net OPEB liability as of June 30, 2019 measurement date (liability recorded on the Statement of Net Position as of 6/30/2020) and June 30, 2020 (for plan disclosure) was as follows:

<b>2019</b>	
Total OPEB Liability	\$ 272,724,670
Plan Fiduciary Net Position	<u>72,807,076</u>
Net OPEB Liability	<u>\$ 199,917,594</u>
Plan Fiduciary Net Position as a Percentage of the Total OPEB Liability	26.70%
<b>2020</b>	
Total OPEB Liability	\$ 330,971,288
Plan Fiduciary Net Position	<u>81,131,866</u>
Net OPEB Liability	<u>\$ 249,839,422</u>
Plan Fiduciary Net Position as a Percentage of the Total OPEB Liability	24.51%

Actuarial Methods and Assumptions

The Total OPEB Liability used to calculate the Net OPEB Liability was determined by an actuarial valuation as of July 1, 2019 and update procedures were used to roll forward the Total OPEB Liability to the June 30, 2019 measurement date and June 30, 2020 using the following actuarial assumptions, applied to all periods included in the measurement, unless otherwise specified:

Projections of benefits for financial reporting purposes are based on the substantive plan (the plan as understood by the employer and plan members) and include the types of benefits provided at the time of each valuation and the members to that point. The actuarial methods and assumptions used include techniques that are designed to reduce short-term volatility in actuarial accrued liabilities and the actuarial value of assets, consistent with the long-term perspective of the calculations.

The health care cost trend assumptions are used to project the cost of health care in future years. The following annual trends are based on the current HCA Consulting trend study and are applied in a select and ultimate basis. Select trends are reduced 0.5% each year until reaching the ultimate trend rate.

<u>Expense Type</u>	<u>Select</u>	<u>Ultimate</u>
Pre-Medicare Medical and Rx Benefits	7%	4.5%
Medicare Benefits	6%	4.5%
Stop-Loss Fees	7%	4.5%
Administrative Fees	4.5%	4.5%



WASHINGTON COUNTY BOARD OF EDUCATION  
 NOTES TO THE FINANCIAL STATEMENTS (CONTINUED)  
 JUNE 30, 2020

NOTE 12: OTHER POST-EMPLOYMENT BENEFITS PLAN (CONTINUED)

Actuarial Methods and Assumptions (Continued)

Mortality rates were based of the Pub-2010 mortality table with generational scale MP-2019. The inflation rate used for used was 2.2%, while salary increases varied based on years of service at rates ranging from 9.60% to 3.10%. The discount rate changed from 5.58% to 5.64% for the June 30, 2019 measurement date. The actuarial assumptions used in the June 30, 2019 and 2020 valuations were based on historical results, as a recent experience study was not completed.

Plan Participation percentage is the assumed rate of future eligible retirees who elect to continue health coverage at retirement. It is assumed that 100% of all employees and their dependents who are eligible for early retiree benefits will participate in the retiree medical plan. This assumes that a one-time irrevocable election to participate is made at retirement.

Best estimates of the arithmetic real rates of return including inflation for each major asset class included in the target asset allocation as of June 30, 2020 (see the discussion of the MABE Trust's investment policy) are summarized in the following table:

Asset Class	Rate of Return
US Equity	13.0%
Non US Equity	2.3%
Fixed Income	4.2%
Non US Fixed Income	3.5%
Real Estate	2.0%
Cash	0.4%
Total	<u>6.73%</u>

The discount rate used to determine the total OPEB liability was 4.67% and 5.64% for the year ended June 30, 2020 and 2019, respectively. The benefit payment stream for the Plan is discounted based on an index rate for 20-year tax exempt general obligation municipal bonds with an average rate of AA/Aa or higher for years when the projected benefit payouts are expected to be unfunded and 5.64% for years when the projected benefit payouts are expected to be funded.

*Changes of Assumptions.* Since the prior valuation, the discount rate was updated from 5.58% to 5.64%, the retirement and termination rates were updated to the rates from the June 30, 2019 Maryland State Retirement and Pension System Actuarial valuation, the initial trend rate was updated to 7.0% for pre-65 and 6.0% for post-65, grading down by 0.50% each year until reaching the ultimate rate of 4.50%, and the mortality assumption was updated to Pub-2010 mortality table with generational scale MP-2019 to reflect the Society of Actuaries' recent mortality study.

WASHINGTON COUNTY BOARD OF EDUCATION  
NOTES TO THE FINANCIAL STATEMENTS (CONTINUED)  
JUNE 30, 2020

## NOTE 12: OTHER POST-EMPLOYMENT BENEFITS PLAN (CONTINUED)

Change in the Net OPEB Liability

	Increase (Decrease)		
	Total OPEB Liability (a)	Plan Fiduciary Net Position (b)	Net OPEB Liability (a-b)
<b>Total OPEB Liability - Beginning of Year (based on 6/30/2018 measurement date)</b>	\$ 305,455,519	\$ 63,860,048	\$ 241,595,471
Changes for the year			
Service cost	6,863,015	-	6,863,015
Interest cost	17,123,084	-	17,123,084
Changes of benefit terms	-	-	-
Differences between expected and actual experience	(77,616,007)	-	(77,616,007)
Changes in assumptions or other inputs (Other changes, separately identified if significant)	31,393,017	-	31,393,017
Contributions - employer	-	14,716,200	(14,716,200)
Net investment income	-	4,724,786	(4,724,786)
Benefit payments	(10,493,958)	(10,493,958)	-
Administrative expense	-	-	-
Net change in total OPEB liability	<u>(32,730,849)</u>	<u>8,947,028</u>	<u>(41,677,877)</u>
<b>Total OPEB Liability - End of Year (based on 6/30/2019 measurement date)</b>	<u>\$ 272,724,670</u>	<u>\$ 72,807,076</u>	<u>\$ 199,917,594</u>

Sensitivity of the net OPEB liability to Changes in the Discount Rate

The following presents the net OPEB liability of the School System at June 30, 2019, as well as what the School System's net OPEB liability would be if it were calculated using a discount rate that is 1-percentage-point lower (4.64%) or 1-percentage-point higher (6.64%) than the current discount rate:

	1% Decrease 4.64%	Current Discount Rate 5.64%	1% Increase 6.64%
Total OPEB Liability	<u>\$ 247,898,000</u>	<u>\$ 199,917,594</u>	<u>\$ 161,934,000</u>

The following represents the sensitivity of the net OPEB liability at June 30, 2020:

	1% Decrease 3.67%	Current Discount Rate 4.67%	1% Increase 5.67%
Total OPEB Liability	<u>\$ 309,800,000</u>	<u>\$ 249,839,422</u>	<u>\$ 202,370,000</u>

WASHINGTON COUNTY BOARD OF EDUCATION  
NOTES TO THE FINANCIAL STATEMENTS (CONTINUED)  
JUNE 30, 2020

## NOTE 12: OTHER POST-EMPLOYMENT BENEFITS PLAN (CONTINUED)

Sensitivity of the net OPEB liability to Changes in the Healthcare Cost Trend Rates

The following presents the net OPEB liability of the School System at June 30, 2019, as well as what the School System's net OPEB liability would be if it were calculated using a healthcare cost trend rate that is 1-percentage-point lower, or 1-percentage-point higher than the current healthcare cost trend rate:

	1% Decrease	Medical Trend Rate	1% Increase
Total OPEB Liability	<u>\$ 159,934,000</u>	<u>\$ 199,917,594</u>	<u>\$ 251,897,000</u>

The following represents the sensitivity of the net OPEB liability at June 30, 2020:

	1% Decrease	Medical Trend Rate	1% Increase
Total OPEB Liability	<u>\$ 199,871,000</u>	<u>\$ 249,839,422</u>	<u>\$ 314,797,000</u>

Deferred Outflows of Resources and Deferred Inflows of Resources Related to OPEB

For the year ended June 30, 2020, the School System recognized OPEB expense of \$12,490,341. As of June 30, 2020, the School System reported deferred outflows of resources and deferred inflows of resources related to OPEB from the following sources:

	Deferred Outflows of Resources	Deferred Inflows of Resources
Net difference between projected and actual investment earnings	\$ -	\$ 2,432,182
Difference between expected and actual experience	2,061,347	71,305,762
Change in assumptions	28,840,739	19,322,812
Change in proportion	287,677	287,677
Contributions subsequent to the measurement date	17,546,185	-
Total	<u>\$ 48,735,948</u>	<u>\$ 93,348,433</u>

Split of Deferred Outflows / Inflows of Resources

Governmental Activities	\$ 47,670,086	\$ 91,294,767
Business-Type Activities	1,065,862	2,053,666
	<u>\$ 48,735,948</u>	<u>\$ 93,348,433</u>

\$17,546,185 is reported as deferred outflows of resources related to OPEB resulting from the School System contributions subsequent to the measurement date and will be recognized as a reduction of the net OPEB liability in the year ended June 30, 2020. Other amounts reported as deferred outflows of resources and deferred inflows of resources related to OPEB will be recognized in OPEB expense as follows:

WASHINGTON COUNTY BOARD OF EDUCATION  
 NOTES TO THE FINANCIAL STATEMENTS (CONTINUED)  
 JUNE 30, 2020

## NOTE 12: OTHER POST-EMPLOYMENT BENEFITS PLAN (CONTINUED)

Deferred Outflows of Resources and Deferred Inflows of Resources Related to OPEB (Continued)

Year ended June 30:	Governmental Activities	Business-Type Activities	Total
2021	\$ (7,344,796)	\$ (207,242)	\$ (7,552,038)
2022	(7,344,796)	(207,242)	(7,552,038)
2023	(6,700,434)	(192,747)	(6,893,181)
2024	(6,540,819)	(189,156)	(6,729,975)
2025	(6,388,043)	(185,720)	(6,573,763)
Thereafter	<u>(26,225,710)</u>	<u>(631,965)</u>	<u>(26,857,675)</u>
Total	<u>\$ (60,544,598)</u>	<u>\$ (1,614,072)</u>	<u>\$ (62,158,670)</u>

## NOTE 13: COMMITMENTS AND CONTINGENCIES

Litigation

In the normal course of business, there are various claims and suits pending against the School System. Management is of the opinion that these matters will not have a material adverse effect on the School System's financial position at June 30, 2020.

School Construction and Major Repairs

As of June 30, 2020, the School System entered into various school construction commitments that will be funded by the State of Maryland or County sources, totaling approximately \$8,016,253 and are included in encumbrances.

Operating Leases

The School System leases classroom space, cafeteria space, storage, and parking deck passes for the Barbara Ingram School for the Arts. These leases are renewable on an annual basis. The lease for parking deck spaces does not have a set term. Total required minimum annual payments for the year ending June 30, 2021 are approximately \$45,524. Rent expense for these leases amounted to \$ 148,252 for the year ended June 30, 2020.

Encumbrances

As of June 30, 2020, the School System had outstanding purchase orders and contracts of \$13,801,263. These amounts are partially included in assigned fund balance in the appropriate funds.

Current expense fund – unrestricted	\$ 5,078,084
Current expense fund – restricted	2,437,993
Capital projects fund	6,275,224
Food services fund	9,962

WASHINGTON COUNTY BOARD OF EDUCATION  
NOTES TO THE FINANCIAL STATEMENTS (CONTINUED)  
JUNE 30, 2020

NOTE 13: COMMITMENTS AND CONTINGENCIES (CONTINUED)

Grants

The School System is party to various grants with Federal and State agencies, which are subject to program and compliance audits by the grantors or under the Single Audit Act Amendments of 1996. School System officials believe that any audit adjustments resulting from final settlements will be immaterial in relation to the School System's financial resources.

NOTE 14: SUBSEQUENT EVENTS

Several months prior to year-end, a global pandemic due to the spread of the COVID-19 coronavirus caused the United States government to declare a national emergency. The pandemic has led to widespread voluntary and government-mandated closings of schools, local stores and businesses, which has resulted in significant job losses. Due to the temporary closure of all nonessential businesses, local tax revenues are projected to be significantly decreased and governments at different levels are responding to the emergency in various ways. Federal programs and stimulus have mitigated the impact to some degree. Decreased state and local revenue in fiscal year 2021 could result in less unrestricted and restricted grant funding that is relied upon by the School System to carry out its mission. Schools were required to close in March and to develop a plan to continue education for students, as well as a plan to bring students back to the classroom as health statistics allow. The costs of implementation of these plans, along with grant funding available from Federal sources and any adjustments to funding at the state and local level will impact the School System to an extent yet to be determined.

Management of the School System has evaluated subsequent events through the report issuance date. Management is not aware of any subsequent events that would require recognition or disclosure in the financial statements other than the event noted above.

REQUIRED  
SUPPLEMENTARY  
INFORMATION

WASHINGTON COUNTY BOARD OF EDUCATION  
 SCHEDULE OF REVENUES, EXPENDITURES, AND CHANGES IN FUND BALANCE - BUDGET AND ACTUAL  
 UNRESTRICTED CURRENT EXPENSE FUND  
 FOR THE YEAR ENDED JUNE 30, 2020

REVENUES	Budgeted Amounts		Actual (Budgetary Basis)	Variance with Final Budget Positive (Negative)
	Original	Final		
Local	\$ 100,515,610	\$ 100,515,610	\$ 100,515,610	\$ -
State Maryland	189,518,207	189,453,207	189,330,753	(122,454)
Federal Government	30,000	30,000	23,041	(6,959)
Tuition	95,500	130,500	163,801	33,301
Investment Income	225,000	374,544	480,615	106,071
Other	701,965	793,913	761,204	(32,709)
<b>Total Revenues</b>	<b>291,086,282</b>	<b>291,297,774</b>	<b>291,275,024</b>	<b>(22,750)</b>
<b>EXPENDITURES</b>				
Administration	7,170,254	7,140,799	7,097,363	43,436
Mid-level Administration	17,873,097	17,775,592	17,811,774	(36,182)
Instructional Salaries	109,782,430	110,407,738	109,603,729	804,009
Instructional Textbooks and Supplies	6,857,170	6,979,438	6,921,433	58,005
Other Instructional Costs	3,528,084	3,428,495	3,114,419	314,076
Special Education	24,162,062	24,162,062	23,065,471	1,096,591
Student Personnel Services	2,017,807	2,029,482	2,021,606	7,876
Student Health Services	4,242,289	4,419,269	3,354,318	1,064,951
Student Transportation Services	12,168,935	12,403,315	11,686,159	717,156
Operation of Plant	22,748,173	22,853,813	23,126,178	(272,365)
Maintenance of Plant	9,028,835	9,008,695	9,976,621	(967,926)
Fixed Charges	70,999,290	70,121,220	69,705,082	416,138
Capital Outlay	477,856	477,856	1,077,726	(599,870)
Food Service Transfers	30,000	90,000	1,498,073	(1,408,073)
<b>Total Expenditures</b>	<b>291,086,282</b>	<b>291,297,774</b>	<b>290,059,952</b>	<b>1,237,822</b>
Excess of Revenues Over (Under) Expenditures	-	-	1,215,072	1,215,072
<b>Net Changes in Fund Balance</b>	<b>\$ -</b>	<b>\$ -</b>	<b>\$ 1,215,072</b>	<b>\$ 1,215,072</b>

\*The School System does not complete an annual budget for the restricted portion of the Current Expense Fund.

WASHINGTON COUNTY BOARD OF EDUCATION  
SCHEDULE OF CHANGES IN THE NET OPEB LIABILITY AND RELATED RATIOS

	<u>2017</u>	<u>2018</u>	<u>2019*</u>	<u>2020</u>
Total OPEB liability				
Service cost	\$ 7,943,000	\$ 8,379,863	\$ 6,863,015	\$ 8,217,263
Interest	14,681,000	16,370,275	17,123,084	16,106,852
Changes of benefit terms	-	-	-	-
Differences between expected and actual experience	3,092,000	-	(77,616,007)	-
Changes of assumptions or other inputs	(25,134,000)	(3,300,186)	31,393,017	45,601,556
Benefit payments	<u>(9,107,020)</u>	<u>(9,809,436)</u>	<u>(10,493,958)</u>	<u>(11,679,053)</u>
Net change in total OPEB liability	(8,525,020)	11,640,516	(32,730,849)	58,246,618
Total OPEB liability - beginning	<u>302,340,000</u>	<u>293,815,003</u>	<u>305,455,519</u>	<u>272,724,670</u>
Total OPEB liability - ending	<u>\$ 293,814,980</u>	<u>\$ 305,455,519</u>	<u>\$ 272,724,670</u>	<u>\$ 330,971,288</u>
Plan Fiduciary Net Position				
Contributions-employer	\$ 13,884,583	\$ 13,971,146	\$ 14,716,200	\$ 17,546,185
Net Investment Income	6,509,385	4,206,475	4,724,786	2,457,658
Benefit Payments	<u>(9,107,020)</u>	<u>(9,809,436)</u>	<u>(10,493,958)</u>	<u>(11,679,053)</u>
Net Change in Plan Fiduciary Net Position	11,286,948	8,368,185	8,947,028	8,324,790
Plan Fiduciary Net Position - Beginning	<u>44,204,912</u>	<u>55,491,863</u>	<u>63,860,048</u>	<u>72,807,076</u>
Plan Fiduciary Net Position - Ending	<u>\$ 55,491,860</u>	<u>\$ 63,860,048</u>	<u>\$ 72,807,076</u>	<u>\$ 81,131,866</u>
School System's Net OPEB Liability - Ending	<u>\$ 238,323,120</u>	<u>\$ 241,595,471</u>	<u>\$ 199,917,594</u>	<u>\$ 249,839,422</u>
Plan Fiduciary Net Position as Percentage of the Total OPEB Liability	18.89%	20.91%	26.70%	24.51%
Covered payroll	N/A	\$ 158,314,625	\$ 160,838,194	\$ 164,729,874
School System's net OPEB liability as a percentage of covered payroll	N/A	152.60%	124.30%	151.67%

The amounts presented for each fiscal year were determined as of the measurement period year-end that was used for the fiscal year. For recording the net OPEB liability in the School System's Statement of Net Position, the measurement period year-end is one year prior to the fiscal year-end.

\*The School System adopted GASB 75 on a prospective basis in 2017; therefore, only four years is presented in the above schedule.

N/A - Information not available

**Notes to Schedule**

**Benefit changes:** none

**Changes of Assumptions:**

- The discount rate was updated from 5.58% to 5.64%.
- The retirement and termination rates were updated to the rates from the June 30, 2019 Maryland State Retirement and Pension System Actuarial valuation.
- The initial trend rate was updated to 7.0% for pre-65 and 6.0% for post-65, grading down by 0.50% each year until reaching the ultimate rate of 4.50%.
- The mortality assumption was updated to Pub-2010 mortality table with generational scale MP-2019 to reflect the Society of Actuaries' recent mortality study.

**Discount Rate:**

6/30/2017 - 5.50%  
6/30/2018 - 5.58%  
6/30/2019 - 5.64%  
6/30/2020 - 4.67%



WASHINGTON COUNTY BOARD OF EDUCATION  
SCHEDULE OF THE SCHOOL SYSTEM'S OPEB CONTRIBUTIONS

	<u>2017</u>	<u>2018</u>	<u>2019</u>	<u>2020</u>
Actuarially determined contribution	\$ 13,884,583	\$ 13,971,146	\$ 19,399,000	\$ 19,399,000
Contributions in relation to the actuarially determined contribution	13,884,583	13,971,146	14,716,200	17,546,185
Contribution deficiency (excess)	<u>\$ -</u>	<u>\$ -</u>	<u>\$ 4,682,800</u>	<u>\$ 1,852,815</u>
Covered payroll	\$ 158,314,625	\$ 160,838,194	\$ 164,729,874	\$ 183,746,049
Contributions as a percentage of covered payroll	8.77%	8.69%	8.93%	9.55%

The School System adopted GASB 75 on a prospective basis in 2017; therefore, only four years are presented in the above schedule.

Methods and assumptions used to determine contribution rates:

Actuarial cost method	Entry age
Amortization method	Experience/Assumptions gains and losses
Remaining amortization period	12.3 years
Asset valuation method	Market value of assets
Inflation	2.2%
Salary increases	Range from 9.6% to 3.10%, based on years of service
Healthcare cost trend rates	Trend rates ranging from 7% to 4.5%, reduced by .5% each year until reaching the ultimate trend rate of 4.5%.
Investment rate of return	5.64%, net of OPEB plan investment expense, including inflation
Mortality	Pub-2010 mortality table with generational scale MP-2019

WASHINGTON COUNTY BOARD OF EDUCATION  
SCHEDULE OF THE SCHOOL SYSTEM'S INVESTMENT RETURNS FOR THE OPEB PLAN

	<u>2017</u>	<u>2018</u>	<u>2019</u>	<u>2020</u>
Annual money-weighted rate of return, net of investment expense	3.32%	7.55%	7.52%	2.91%

The School System adopted GASB 75 on a prospective basis in 2017; therefore, only four years are presented in the above schedule.

WASHINGTON COUNTY BOARD OF EDUCATION  
 SCHEDULE OF THE SCHOOL SYSTEM'S PROPORTIONATE SHARE OF THE NET PENSION LIABILITY  
 MARYLAND STATE RETIREMENT AND PENSION SYSTEM

Employee Retirement and Pension System

	<u>2015</u>	<u>2016</u>	<u>2017</u>	<u>2018</u>	<u>2019</u>	<u>2020</u>
School System's proportion of the net pension liability	0.0811%	0.0885%	0.0848%	0.0737%	0.0875%	0.0898%
School System's proportionate share of the net pension liability	\$ 14,395,785	\$ 18,386,392	\$ 20,007,483	\$ 15,951,949	\$ 18,360,969	\$ 18,526,969
School System's covered payroll	N/A	\$ 19,299,035	\$ 19,748,847	\$ 19,393,397	\$ 20,385,666	\$ 20,603,127
School System's proportionate share of the net pension liability as a percentage of its covered payroll	N/A	95.27%	101.31%	82.25%	90.07%	89.92%
Plan fiduciary net position as a percentage of the total pension liability	71.87%	68.78%	65.79%	69.38%	71.18%	72.34%

Teacher's Retirement and Pension System

	<u>2015</u>	<u>2016</u>	<u>2017</u>	<u>2018</u>	<u>2019</u>	<u>2020</u>
School System's proportion of the net pension liability	0.00%	0.00%	0.00%	0.00%	0.00%	0.00%
State's proportionate share of the net pension liability	\$ 131,873,740	\$ 164,126,551	\$ 197,254,642	\$ 174,161,097	\$ 172,486,537	\$ 161,969,534
School System's covered payroll	\$ 135,148,647	\$ 137,189,948	\$ 138,921,228	\$ 140,452,528	\$ 140,868,952	\$ 143,236,689
School System's proportionate share of the net pension liability as a percentage of its covered payroll	0.00%	0.00%	0.00%	0.00%	0.00%	0.00%
Plan fiduciary net position as a percentage of the total pension liability	71.87%	68.78%	65.79%	69.38%	71.18%	72.34%
School System's Contribution	\$ 5,017,296	\$ 5,768,524	\$ 5,888,821	\$ 6,278,228	\$ 6,203,704	\$ 8,356,744

Notes:

The amounts presented for each fiscal year were determined as of the measurement period year-end that was used for the fiscal year. For MSRPS, the measurement period year-end is one year prior to the fiscal year-end.

\*The School System adopted GASB 68 on a prospective basis in 2015; therefore, only six years are presented in the above schedule. This schedule will be expanded to show 10 fiscal years once information becomes available in the future.

N/A - Information not available

WASHINGTON COUNTY BOARD OF EDUCATION  
 SCHEDULE OF SCHOOL SYSTEM'S PENSION CONTRIBUTIONS  
 MARYLAND STATE RETIREMENT AND PENSION SYSTEM  
 EMPLOYEE RETIREMENT AND PENSION SYSTEM

	<u>2015</u>	<u>2016</u>	<u>2017</u>	<u>2018</u>	<u>2019</u>	<u>2020</u>
Contractually required contribution	\$ 1,864,791	\$ 1,651,954	\$ 1,501,485	\$ 1,745,013	\$ 1,844,557	\$ 1,978,818
Contributions in relation to the contractually required contribution	1,864,791	1,651,954	1,501,485	1,745,013	1,844,557	1,978,818
Contribution deficiency (excess)	<u>\$ -</u>	<u>\$ -</u>	<u>\$ -</u>	<u>\$ -</u>	<u>\$ -</u>	<u>\$ -</u>
School System's covered payroll	19,748,847	21,533,807	19,393,405	20,385,666	20,603,127	21,026,643
Contributions as a percentage of covered payroll	9.44%	7.67%	7.74%	8.56%	8.95%	9.41%

## Notes:

\*The School System adopted GASB 68 on a prospective basis in 2015; therefore, only six years are presented in the above schedule. This schedule will be expanded to show 10 fiscal years once information becomes available in the future.

WASHINGTON COUNTY BOARD OF EDUCATION  
 NOTES TO REQUIRED SUPPLEMENTARY INFORMATION  
 JUNE 30, 2020

**NOTE 1: RECONCILIATION OF BUDGETARY BASIS TO GAAP**

Actual results of operations are presented in the Budgetary Comparison Schedule on the budgetary basis of accounting, in order to provide a meaningful comparison of actual results with budgetary estimates. Under the budgetary basis, encumbrances are recorded as the equivalent of expenditures, as opposed to only an assignment of fund balance as on GAAP basis. With respect to capital leases, the School System recognizes the annual debt service requirements as a current expense for budgetary purposes. Capital lease proceeds and the retirement contributions made by the State on behalf of the School System, and donations of fixed assets received are not recognized as revenue and current expense on budget basis.

	Revenues and Other Financing Sources	Expenditures, Encumbrances, and Transfers	Current Year Effect on Fund Balance
Unrestricted Current Expense Fund			
Budgetary Basis	<u>\$ 291,275,024</u>	<u>\$ 290,059,952</u>	<u>\$ 1,215,072</u>
Budget to GAAP Reconciliation			
Prior year encumbrances expended during current year	-	3,245,431	(3,245,431)
Adjust for prior year encumbrances		(277,729)	277,729
Retirement contribution made by the state on behalf of the School System	16,866,357	16,866,357	-
Increase in reserve for school loans	-	-	-
On-behalf contributions for student health services	510,062	510,062	-
Donations fixed assets and materials received	96,792	96,792	-
Proceeds from sale of capital assets	(97,878)	-	(97,878)
Capital lease	-	51,248	(51,248)
Transfers to food service fund	-	(1,498,073)	1,498,073
Current year encumbrances outstanding, June 30, 2020	-	(4,920,475)	4,920,475
Revenues from restricted current expense fund	22,439,174	-	22,439,174
Expenditures from restricted current expense fund	<u>-</u>	<u>22,420,968</u>	<u>(22,420,968)</u>
Total Reconciling Items	<u>39,814,507</u>	<u>36,494,581</u>	<u>3,319,926</u>
Current Expense Fund - GAAP Basis	<u>\$ 331,089,531</u>	<u>\$ 326,554,533</u>	<u>\$ 4,534,998</u>

OTHER  
SUPPLEMENTARY  
INFORMATION

WASHINGTON COUNTY BOARD OF EDUCATION  
 COMBINING BALANCE SHEET - GENERAL FUND  
 JUNE 30, 2020

	Current Expense		Elimination	Combined
	Unrestricted	Restricted		
<b>ASSETS</b>				
Cash and Cash Equivalents	\$ 16,339,144	\$ -	\$ -	\$ 16,339,144
Investments	23,633,612	-	-	23,633,612
Due From Other Governments	764,766	2,991,922	-	3,756,688
Due from Other Funds	-	913,056	(913,056)	-
Accounts Receivable	256,852	12,647	-	269,499
Inventories	96,101	-	-	96,101
Prepaid items	75,570	-	-	75,570
TOTAL ASSETS	<u>\$ 41,166,045</u>	<u>\$ 3,917,625</u>	<u>\$ (913,056)</u>	<u>\$ 44,170,614</u>
<b>LIABILITIES AND FUND BALANCES</b>				
<b>LIABILITIES</b>				
Accounts Payable	\$ 4,420,073	\$ 378,514	\$ -	\$ 4,798,587
Accrued Liabilities	19,163,765	875,031	-	20,038,796
Due to Other Funds	3,469,799	-	(913,056)	2,556,743
Unearned Revenue	-	2,664,080	-	2,664,080
TOTAL LIABILITIES	<u>27,053,637</u>	<u>3,917,625</u>	<u>(913,056)</u>	<u>30,058,206</u>
<b>FUND BALANCES</b>				
Nonspendable	171,671	-	-	171,671
Committed	3,800,740	-	-	3,800,740
Assigned	5,078,084	-	-	5,078,084
Unassigned	5,061,913	-	-	5,061,913
TOTAL FUND BALANCES	<u>14,112,408</u>	<u>-</u>	<u>-</u>	<u>14,112,408</u>
TOTAL LIABILITIES AND FUND BALANCES	<u>\$ 41,166,045</u>	<u>\$ 3,917,625</u>	<u>\$ (913,056)</u>	<u>\$ 44,170,614</u>

WASHINGTON COUNTY BOARD OF EDUCATION  
 COMBINING STATEMENT OF REVENUES, EXPENDITURES, AND CHANGES IN FUND BALANCES -  
 GENERAL FUND  
 FOR THE YEAR ENDED JUNE 30, 2020

	Current Expense		Elimination	Combined
	Unrestricted	Restricted		
<b>REVENUES</b>				
Local	\$ 100,695,610	\$ -	\$ -	\$ 100,695,610
State Maryland	206,401,035	5,334,549	-	211,735,584
Federal Government	23,041	16,700,376	-	16,723,417
Tuition	163,801	-	-	163,801
Investment Income	480,615	-	-	480,615
Other	886,255	404,249	-	1,290,504
<b>Total Revenues</b>	<b>308,650,357</b>	<b>22,439,174</b>	<b>-</b>	<b>331,089,531</b>
<b>EXPENDITURES</b>				
Current				
Administration	6,897,548	433,205	-	7,330,753
Mid-level Administration	17,676,195	1,158,475	-	18,834,670
Instructional Salaries	109,603,745	6,382,273	-	115,986,018
Instructional Textbooks and Supplies	5,772,586	1,855,214	-	7,627,800
Other Instructional Costs	3,028,643	888,366	-	3,917,009
Special Education	23,051,209	5,573,332	-	28,624,541
Student Personnel Services	2,021,507	52,102	-	2,073,609
Student Health Services	3,830,926	99,249	-	3,930,175
Student Transportation Services	11,581,236	105,691	-	11,686,927
Operation of Plant	22,254,155	200,844	-	22,454,999
Maintenance of Plant	10,238,597	175,915	-	10,414,512
Community Services	-	131,100	-	131,100
Fixed Charges	86,571,446	5,318,375	-	91,889,821
Capital Outlay	475,489	46,827	-	522,316
Capital Lease Payments				
Principal	1,109,430	-	-	1,109,430
Interest	20,853	-	-	20,853
<b>Total Expenditures</b>	<b>304,133,565</b>	<b>22,420,968</b>	<b>-</b>	<b>326,554,533</b>
Excess (Deficiency) of Revenues Over (Under) Expenditures	4,516,792	18,206	-	4,534,998
<b>OTHER FINANCING SOURCES (USES)</b>				
Transfers In	-	5,874	(5,874)	-
Transfers Out	(3,018,361)	(24,080)	5,874	(3,036,567)
Capital Lease Proceeds	51,248			51,248
Proceeds from Sale of Assets	97,878	-	-	97,878
<b>Total Other Financing Sources</b>	<b>(2,869,235)</b>	<b>(18,206)</b>	<b>-</b>	<b>(2,887,441)</b>
Net Changes in Fund Balance	1,647,557	-	-	1,647,557
Fund Balances - Beginning of Year	12,464,851	-	-	12,464,851
Fund Balances - End of Year	<b>\$ 14,112,408</b>	<b>\$ -</b>	<b>\$ -</b>	<b>\$ 14,112,408</b>



WASHINGTON COUNTY BOARD OF EDUCATION  
 COMBINING STATEMENT OF REVENUES, EXPENDITURES, AND CHANGES IN FUND BALANCE  
 GENERAL FUND - BUDGETARY BASIS  
 FOR THE YEAR ENDED JUNE 30, 2020

	Current Expense		Elimination	Combined
	Unrestricted	Restricted		
<b>REVENUES</b>				
Local	\$ 100,515,610	\$ -	\$ -	\$ 100,515,610
State Maryland	189,330,753	5,435,800	-	194,766,553
Federal Government	23,041	18,121,890	-	18,144,931
Tuition	163,801	-	-	163,801
Investment Income	480,615	-	-	480,615
Other	761,204	569,993	-	1,331,197
<b>Total Revenues</b>	<b>291,275,024</b>	<b>24,127,683</b>	<b>-</b>	<b>315,402,707</b>
<b>EXPENDITURES</b>				
Current				
Administration	7,097,363	433,205	-	7,530,568
Mid-level Administration	17,811,774	1,158,793	-	18,970,567
Instructional Salaries	109,603,729	6,382,273	-	115,986,002
Instructional Textbooks and Supplies	6,921,433	3,237,952	-	10,159,385
Other Instructional Costs	3,114,419	989,859	-	4,104,278
Special Education	23,065,471	5,564,860	-	28,630,331
Student Personnel Services	2,021,606	52,102	-	2,073,708
Student Health Services	3,354,318	95,983	-	3,450,301
Student Transportation Services	11,686,159	105,691	-	11,791,850
Operation of Plant	23,126,178	377,087	-	23,503,265
Maintenance of Plant	9,976,621	830,331	-	10,806,952
Community Services	-	131,100	-	131,100
Fixed Charges	69,705,082	5,318,375	-	75,023,457
Capital Outlay	1,077,726	25,529	-	1,103,255
<b>Total Expenditures</b>	<b>288,561,879</b>	<b>24,703,140</b>	<b>-</b>	<b>313,265,019</b>
Excess (Deficiency) of Revenues Over (Under) Expenditures	2,713,145	(575,457)	-	2,137,688
<b>OTHER FINANCING SOURCES (USES)</b>				
Transfers In	-	603,083	(1,827)	601,256
Transfers Out	(1,498,073)	(27,626)	1,827	(1,523,872)
<b>Total Other Financing Sources</b>	<b>(1,498,073)</b>	<b>575,457</b>	<b>-</b>	<b>(922,616)</b>
<b>Net Changes in Fund Balance</b>	<b>1,215,072</b>	<b>-</b>	<b>-</b>	<b>1,215,072</b>
Fund Balances - Beginning of Year	16,954,650	-	-	16,954,650
Fund Balances - End of Year	<b>\$ 18,169,722</b>	<b>\$ -</b>	<b>\$ -</b>	<b>\$ 18,169,722</b>

WASHINGTON COUNTY BOARD OF EDUCATION  
 COMBINING STATEMENT OF FIDUCIARY NET POSITION  
 AGENCY FUNDS  
 JUNE 30, 2020

	Fringe Benefit Fund	School Activity Funds	Total
<b>ASSETS</b>			
Cash and Cash Equivalents	\$ 76,274	\$ 3,870,354	\$ 3,946,628
<b>TOTAL ASSETS</b>	<b>\$ 76,274</b>	<b>\$ 3,870,354</b>	<b>\$ 3,946,628</b>
<b>LIABILITIES</b>			
Accounts Payable	\$ 76,274	\$ 66,667	\$ 142,941
Due to Student Groups	-	3,803,687	3,803,687
<b>TOTAL LIABILITIES</b>	<b>\$ 76,274</b>	<b>\$ 3,870,354</b>	<b>\$ 3,946,628</b>

# SINGLE AUDIT REPORT



# Zelenkofske Axelrod LLC

CERTIFIED PUBLIC ACCOUNTANTS

EXPERIENCE | EXPERTISE | ACCOUNTABILITY

Page 81

REPORT ON INTERNAL CONTROL OVER FINANCIAL REPORTING AND ON COMPLIANCE AND OTHER  
MATTERS BASED ON AN AUDIT OF FINANCIAL STATEMENTS PERFORMED IN ACCORDANCE WITH  
GOVERNMENT AUDITING STANDARDS

INDEPENDENT AUDITOR'S REPORT

Members of the Board  
Washington County Board of Education  
Hagerstown, Maryland

We have audited, in accordance with the auditing standards generally accepted in the United States of America and the standards applicable to financial audits contained in *Government Auditing Standards* issued by the Comptroller General of the United States, the financial statements of the governmental activities, the business-type activities, each major fund, and the aggregate remaining fund information of the WASHINGTON COUNTY BOARD OF EDUCATION, a component unit of Washington County, as of and for the year ended June 30, 2020 and the related notes to the financial statements, which collectively comprise the WASHINGTON COUNTY BOARD OF EDUCATION's basic financial statements and have issued our report thereon dated September 25, 2020.

### Internal Control Over Financial Reporting

In planning and performing our audit of the financial statements, we considered the WASHINGTON COUNTY BOARD OF EDUCATION's internal control over financial reporting (internal control) to determine the audit procedures that are appropriate in the circumstances for the purpose of expressing our opinions on the financial statements, but not for the purpose of expressing an opinion on the effectiveness of the WASHINGTON COUNTY BOARD OF EDUCATION's internal control. Accordingly, we do not express an opinion on the effectiveness of the WASHINGTON COUNTY BOARD OF EDUCATION's internal control.

A *deficiency in internal control* exists when the design or operation of a control does not allow management or employees, in the normal course of performing their assigned functions, to prevent, or detect and correct, misstatements on a timely basis. A *material weakness* is a deficiency, or a combination of deficiencies, in internal control, such that there is a reasonable possibility that a material misstatement of the entity's financial statements will not be prevented, or detected and corrected, on a timely basis. A *significant deficiency* is a deficiency, or combination of deficiencies, in internal control that is less severe than a material weakness, yet important enough to merit attention by those charged with governance.

Our consideration of internal control was for the limited purpose described in the first paragraph of this section and was not designed to identify all deficiencies in internal control that might be material weaknesses or significant deficiencies. Given these limitations, during our audit we did not identify any deficiencies in internal control that we consider to be material weaknesses. However, material weaknesses may exist that have not been identified.



# *Zelenkofske Axelrod LLC*

**CERTIFIED PUBLIC ACCOUNTANTS**

EXPERIENCE | EXPERTISE | ACCOUNTABILITY

Page 82

## **Compliance and Other Matters**

As part of obtaining reasonable assurance about whether the WASHINGTON COUNTY BOARD OF EDUCATION's financial statements are free from material misstatement, we performed tests of its compliance with certain provisions of laws, regulations, contracts, and grant agreements, noncompliance with which could have a direct and material effect on the determination of financial statement amounts. However, providing an opinion on compliance with those provisions was not an objective of our audit and, accordingly, we do not express such an opinion. The results of our tests disclosed no instances of noncompliance or other matters that are required to be reported under *Government Auditing Standards*.

## **Purpose of this Report**

The purpose of this report is solely to describe the scope of our testing of internal control and compliance and the results of that testing, and not to provide an opinion on the effectiveness of the entity's internal control or on compliance. This report is an integral part of an audit performed in accordance with *Government Auditing Standards* in considering the entity's internal control and compliance. Accordingly, this communication is not suitable for any other purpose.

*Zelenkofske Axelrod LLC*

ZELENKOFKSKE AXELROD LLC

Harrisburg, Pennsylvania  
September 25, 2020



# Zelenkofske Axlerod LLC

CERTIFIED PUBLIC ACCOUNTANTS

EXPERIENCE | EXPERTISE | ACCOUNTABILITY

Page 83

REPORT ON COMPLIANCE FOR EACH MAJOR FEDERAL PROGRAM AND ON INTERNAL CONTROL OVER COMPLIANCE REQUIRED BY THE UNIFORM GUIDANCE

## INDEPENDENT AUDITOR'S REPORT

Members of the Board  
Washington County Board of Education  
Hagerstown, Maryland

### **Report on Compliance for Each Major Federal Program**

We have audited the WASHINGTON COUNTY BOARD OF EDUCATION's compliance with the types of compliance requirements described in the U.S. Office of Management and Budget (OMB) *Compliance Supplement* that could have a direct and material effect on each of the WASHINGTON COUNTY BOARD OF EDUCATION's major federal programs for the year ended June 30, 2020. The WASHINGTON COUNTY BOARD OF EDUCATION's major federal programs are identified in the summary of auditor's results section of the accompanying schedule of findings and questioned costs.

### ***Management's Responsibility***

Management is responsible for compliance with the federal statutes, regulations, and the terms and conditions of its federal awards applicable to its federal programs.

### ***Auditor's Responsibility***

Our responsibility is to express an opinion on compliance for each of the WASHINGTON COUNTY BOARD OF EDUCATION's major federal programs based on our audit of the types of compliance requirements referred to above. We conducted our audit of compliance in accordance with auditing standards generally accepted in the United States of America; the standards applicable to financial audits contained in *Government Auditing Standards*, issued by the Comptroller General of the United States; and the audit requirements of Title 2 U.S. *Code of Federal Regulations* ("CFR") part 200, *Uniform Administrative Requirements, Cost Principles, and Audit Requirements for Federal Awards* (Uniform Guidance). Those standards and the Uniform Guidance require that we plan and perform the audit to obtain reasonable assurance about whether noncompliance with the types of compliance requirements referred to above that could have a direct and material effect on a major federal program occurred. An audit includes examining, on a test basis, evidence about the WASHINGTON COUNTY BOARD OF EDUCATION's compliance with those requirements and performing such other procedures as we considered necessary in the circumstances.

We believe that our audit provides a reasonable basis for our opinion on compliance for each major federal program. However, our audit does not provide a legal determination of the WASHINGTON COUNTY BOARD OF EDUCATION's compliance.

### **Opinion on each Major Federal Program**

In our opinion, the WASHINGTON COUNTY BOARD OF EDUCATION complied, in all material respects, with the types of compliance requirements referred to above that could have a direct and material effect on each of its major federal programs for the year ended June 30, 2020.



# *Zelenkofske Axelrod LLC*

**CERTIFIED PUBLIC ACCOUNTANTS**

EXPERIENCE | EXPERTISE | ACCOUNTABILITY

Page 84

## **Report on Internal Control Over Compliance**

Management of the WASHINGTON COUNTY BOARD OF EDUCATION is responsible for establishing and maintaining effective internal control over compliance with the types of compliance requirements referred to above. In planning and performing our audit of compliance, we considered the WASHINGTON COUNTY BOARD OF EDUCATION's internal control over compliance with the types of requirements that could have a direct and material effect on each major federal program to determine the auditing procedures that are appropriate in the circumstances for the purpose of expressing an opinion on compliance for each major federal program and to test and report on internal control over compliance in accordance with the Uniform Guidance, but not for the purpose of expressing an opinion on the effectiveness of internal control over compliance. Accordingly, we do not express an opinion on the effectiveness of the WASHINGTON COUNTY BOARD OF EDUCATION's internal control over compliance.

*A deficiency in internal control over compliance* exists when the design or operation of a control over compliance does not allow management or employees, in the normal course of performing their assigned functions, to prevent, or detect and correct, noncompliance with a type of compliance requirement of a federal program on a timely basis. *A material weakness in internal control over compliance* is a deficiency, or combination of deficiencies, in internal control over compliance, such that there is a reasonable possibility that material noncompliance with a type of compliance requirement of a federal program will not be prevented, or detected and corrected, on a timely basis. *A significant deficiency in internal control over compliance* is a deficiency, or combination of deficiencies, in internal control over compliance with a type of compliance requirement of a federal program that is less severe than a material weakness in internal control over compliance, yet important enough to merit attention by those charged with governance.

Our consideration of internal control over compliance was for the limited purpose described in the first paragraph of this section and was not designed to identify all deficiencies in internal control over compliance that might be material weaknesses or significant deficiencies. We did not identify any deficiencies in internal control over compliance that we consider to be material weaknesses. However, material weaknesses may exist that have not been identified.

The purpose of this report on internal control over compliance is solely to describe the scope of our testing of internal control over compliance and the results of that testing based on the requirements of the Uniform Guidance. Accordingly, this report is not suitable for any other purpose.

*Zelenkofske Axelrod LLC*

ZELENKOFKSKE AXELROD LLC

Harrisburg, Pennsylvania  
September 25, 2020

WASHINGTON COUNTY BOARD OF EDUCATION  
 SCHEDULE OF EXPENDITURES OF FEDERAL AWARDS  
 YEAR ENDED JUNE 30, 2020

PROGRAM	GRANT NUMBER	FEDERAL ASSISTANCE LISTING (CFDA)	BEGINNING DATE	ENDING DATE	TOTAL GRANT AMOUNT	2020 FISCAL YEAR REVENUE RECOGNIZED & EXPENDITURES	SUBRECIPIENT EXPENDITURES
<b>U.S. DEPARTMENT OF AGRICULTURE PASSED THROUGH THE MARYLAND STATE DEPARTMENT OF EDUCATION</b>							
<b>CHILD NUTRITION CLUSTER:</b>							
SCHOOL BREAKFAST	N/A	10.553	7/1/2019	6/30/2020	\$ 1,593,599	\$ 1,593,599	\$ -
<b>TOTAL PROGRAM</b>					<b>1,593,599</b>	<b>1,593,599</b>	<b>-</b>
USDA COMMODITIES USED	N/A	10.555	7/1/2019	6/30/2020	747,556	747,556	-
NATIONAL SCHOOL LUNCH	N/A	10.555	7/1/2019	6/30/2020	3,498,001	3,498,001	-
HEALTHY HUNGER FREE KIDS ACT ADDITIONAL SUBSIDY	N/A	10.555	7/1/2019	6/30/2020	99,550	99,550	-
<b>TOTAL PROGRAM</b>					<b>4,345,107</b>	<b>4,345,107</b>	<b>-</b>
SUMMER FOOD SERVICE PROGRAM	N/A	10.559	7/1/2019	6/30/2020	903,804	903,804	-
<b>TOTAL PROGRAM</b>					<b>903,804</b>	<b>903,804</b>	<b>-</b>
<b>TOTAL CHILD NUTRITION CLUSTER</b>					<b>6,842,510</b>	<b>6,842,510</b>	<b>-</b>
AFTER SCHOOL SUPPERS	N/A	10.558	7/1/2019	6/30/2020	423,105	423,105	-
COVID-19 EMERGENCY SNACKS	N/A	10.558	7/1/2019	6/30/2020	24,126	24,126	-
CASH IN LIEU OF COMMODITIES	N/A	10.558	7/1/2019	6/30/2020	25,757	25,757	-
<b>TOTAL PROGRAM</b>					<b>472,988</b>	<b>472,988</b>	<b>-</b>
CHLD NUTR DISCR GRNT-EAE DISH MACH	181395	10.579	7/1/2017	9/30/2019	31,424	11,514	-
CHLD NUTR DISCR GRNT - HES	201689-01	10.579	7/1/2019	6/30/2020	2,900	-	-
CHLD NUTR DISCR GRNT-SHHS OVEN	191454-01	10.579	7/1/2018	9/30/2020	28,000	-	-
<b>TOTAL PROGRAM</b>					<b>62,324</b>	<b>11,514</b>	<b>-</b>
FRESH FRUIT AND VEGETABLE PROGRAM	N/A	10.582	7/1/2019	6/30/2020	49,362	49,362	-
<b>TOTAL PROGRAM</b>					<b>49,362</b>	<b>49,362</b>	<b>-</b>
<b>TOTAL U.S. DEPARTMENT OF AGRICULTURE</b>					<b>7,427,184</b>	<b>7,376,374</b>	<b>-</b>
<b>U.S. DEPARTMENT OF LABOR PASSED THROUGH THE WESTERN MARYLAND CONSORTIUM</b>							
<b>WIOA CLUSTER:</b>							
WMC - STUDENT INTERVENTN PROG FY19	N/A	17.259	09/04/2018	08/30/2019	20,503	20,503	-
WMC - STUDENT INTERVENTION PROG	N/A	17.259	09/01/2019	08/30/2020	21,038	8,439	-
<b>TOTAL WIOA CLUSTER</b>					<b>41,541</b>	<b>28,942</b>	<b>-</b>
<b>TOTAL U.S. DEPARTMENT OF LABOR</b>					<b>41,541</b>	<b>28,942</b>	<b>-</b>
<b>APPALACHIAN REGIONAL COMMISSION DIRECT FEDERAL AWARD</b>							
ARC - CREATING COMP THINKERS	MD-19488	23.001	03/01/2019	02/28/2020	160,000	160,000	-
<b>TOTAL PROGRAM</b>					<b>160,000</b>	<b>160,000</b>	<b>-</b>
<b>U.S. DEPARTMENT OF EDUCATION DIRECT FEDERAL AWARD</b>							
IMPACT AID PL 103-382	30-MD-0701	84.041	7/1/2019	6/30/2020	23,041	23,041	-
<b>TOTAL PROGRAM</b>					<b>23,041</b>	<b>23,041</b>	<b>-</b>
<b>FEDERAL PATHWAYS TO STEM APPRENTICESHIP FUNDS PASSED THROUGH MARYLAND DEPT OF CAREER AND COLLEGE READINESS</b>							
PATHWAY TO STEM APPRENTICE CTE	N/A	84.51E	01/14/2019	06/30/2019	12,750	-	-
					<b>12,750</b>	<b>-</b>	<b>-</b>



WASHINGTON COUNTY BOARD OF EDUCATION  
 SCHEDULE OF EXPENDITURES OF FEDERAL AWARDS  
 YEAR ENDED JUNE 30, 2020

PROGRAM	GRANT NUMBER	FEDERAL ASSISTANCE LISTING (CFDA)	BEGINNING DATE	ENDING DATE	TOTAL GRANT AMOUNT	2020 FISCAL YEAR		
						REVENUE RECOGNIZED & EXPENDITURES	SUBRECIPIENT EXPENDITURES	
<b>PASSED THROUGH THE MARYLAND STATE DEPARTMENT OF EDUCATION</b>								
TITLE I, PART A FY19	190618-01	84.010	07/01/2018	09/30/2020	\$ 6,587,907	\$ 1,513,274	\$ -	
TITLE I-NEGLECTED & DELINQUENT FY19	191306-01	84.010	07/01/2018	12/31/2019	154,631	63,132	-	
TITLE I, PART A FY20	200997-01	84.010	07/01/2019	06/30/2021	7,016,675	5,241,767	-	
TITLE I-NEGLECTED & DELINQUENT	201472-01	84.010	07/01/2019	09/30/2020	108,325	65,692	-	
TITLE I, PART A ADDITIONAL FUNDS	200837-01	84.010	07/01/2019	09/30/2019	489,997	489,997	-	
<b>TOTAL PROGRAM</b>					<b>14,357,535</b>	<b>7,373,862</b>	<b>-</b>	
<b>SPECIAL EDUCATION CLUSTER (IDEA):</b>								
FAMILY PARTNERSHIPS FY19	190289-04	84.027	07/01/2018	09/30/2019	16,000	-	-	
FAMILY PARTNERSHIPS FY20	200320-04	84.027	07/01/2019	09/30/2020	16,000	16,000	-	
INFANT/TODDLER-PART B FY19	190142-01	84.027	07/01/2018	09/30/2019	69,477	14,008	-	
PASSTHROUGH - PPPSS FY18	180335-02	84.027	07/01/2017	09/30/2019	10,462	-	-	
PASSTHROUGH - PPPSS FY19	190289-02	84.027	07/01/2018	09/30/2020	10,088	2,955	-	
PASSTHROUGH - PPPSS FY20	200320-02	84.027	07/01/2019	09/30/2021	9,849	-	-	
PASSTHROUGH FY18	180335-01	84.027	07/01/2017	09/30/2019	4,732,919	-	-	
PASSTHROUGH FY19	190289-01	84.027	07/01/2018	09/30/2020	4,715,273	1,055,761	-	
PASSTHROUGH FY20	200320-01	84.027	07/01/2019	09/30/2021	4,802,281	3,531,797	-	
SECONDARY TRANSITION	201123-02	84.027	07/01/2019	09/30/2021	92,018	1,100	-	
SECONDARY TRANSITION FY19	190289-06	84.027	07/01/2018	09/30/2020	83,285	32,681	-	
ST DISCR - SPEC ED ADVISORY C	200320-03	84.027	07/01/2019	09/30/2020	2,500	843	-	
ST DISCR - SPEC ED ADVISORY CMT	190289-03	84.027	07/01/2018	09/30/2019	2,500	-	-	
ST DISCR- ACCESS EQUITY PROG	190289-07	84.027	07/01/2018	09/30/2020	67,162	45,289	-	
ST DISCR-ACCESS EQUITY PROG	201123-03	84.027	07/01/2019	09/30/2021	84,264	-	-	
ST DISCR-EARLY CHILDHOOD LIG	190289-05	84.027	07/01/2018	09/30/2020	72,251	37,810	-	
ST DISCR-EARLY CHILDHOOD LIG	201123-01	84.027	07/01/2019	09/30/2021	81,270	2,413	-	
INSTR&ASSESS STUD W/COG DIS	181670	84-027	06/01/2018	05/31/2019	2,250	-	-	
ST DISCR-PLO CONFERENCE	200320-05	84-027	07/01/2019	09/30/2020	4,000	569	-	
SECONDARY TRANSITION LIG	181499-01	84-027A	02/01/2018	09/30/2019	28,212	-	-	
ST DISCR-ACCESS, EQUITY-LIP	181563-01	84.027A	04/01/2018	09/30/2019	43,651	6,222	-	
ST DISCR-EARLY CHILDHOOD LIG	181278-01	84.027A	12/01/2017	09/30/2019	60,000	29,854	-	
INFANT/TODDLER-PART B FY20	200371-01	84.027A	07/01/2019	09/30/2020	70,309	59,132	-	
INFANT/TODDLER-PART B FY21	201822-01	84.027A	06/30/2020	09/30/2021	68,992	-	-	
<b>TOTAL PROGRAM</b>					<b>15,145,013</b>	<b>4,836,434</b>	<b>-</b>	
PRESCHOOL PASSTHROUGH FY19	190316-01	84.173	07/01/2018	09/30/2020	85,489	3,572	-	
PRESCHOOL PASSTHROUGH FY20	200318-01	84.173	07/01/2019	09/30/2021	88,602	87,601	-	
PRESCHOOL PASSTHROUGH PPPSS F	190316-02	84.173	07/01/2018	09/30/2020	498	325	-	
PRESCHOOL PASSTHROUGH PPPSS FY20	200318-02	84.173	07/01/2019	09/30/2021	471	-	-	
INF/TDLR-PART B(619) EXT OPTION'19	190151-02	84.173	07/01/2018	09/30/2019	5,661	5,661	-	
INFANT/TDLR-PT B(619) PRESCH FY19	190151-01	84.173	07/01/2018	09/30/2019	7,000	1,688	-	
PRESCHOOL PASSTHROUGH FY18	180282-01	84.173A	07/01/2017	09/30/2019	81,307	-	-	
INF/TDLR-PART B (619)	200436-02	84.173A	07/01/2019	09/30/2020	5,728	-	-	
INFANT/TDLR PT-B (619) PRESCH	200436-01	84.173A	07/01/2019	09/30/2020	7,000	1,814	-	
INF/TDLR-PART B (619)	201858-02	84.173A	06/30/2020	09/30/2021	5,621	-	-	
INFANT/TDLR PT-B (619) PRESCH	201858-01	84.173A	06/30/2020	09/30/2021	7,000	-	-	
<b>TOTAL PROGRAM</b>					<b>294,377</b>	<b>100,661</b>	<b>-</b>	
<b>TOTAL SPECIAL EDUCATION CLUSTER</b>					<b>15,439,390</b>	<b>4,937,095 *</b>	<b>-</b>	
PERKINS TITLE I FY19	190656-01	84.048	07/01/2018	06/30/2019	276,393	-	-	
PERKINS - TITLE I FY20	201365-01/201646-01	84.048	07/01/2019	06/30/2020	306,786	276,185	-	
IT NETWORKING ACAD PD GRANT	191619-01	84.048	04/23/2019	06/30/2019	1,914	-	-	
<b>TOTAL PROGRAM</b>					<b>585,093</b>	<b>276,185</b>	<b>-</b>	

WASHINGTON COUNTY BOARD OF EDUCATION  
SCHEDULE OF EXPENDITURES OF FEDERAL AWARDS  
YEAR ENDED JUNE 30, 2020

PROGRAM	GRANT NUMBER	FEDERAL ASSISTANCE LISTING (CFDA)	BEGINNING DATE	ENDING DATE	TOTAL GRANT AMOUNT	2020 FISCAL YEAR REVENUE RECOGNIZED & EXPENDITURES	SUBRECIPIENT EXPENDITURES
NATIONAL VOCATIONAL EDUCATION RESEARCH - APPRENTICESHIP MARYLAND PROGRAM (AMP) GRANT <b>TOTAL PROGRAM</b>	191441	84.051E	01/14/2019	06/30/2019	\$ - -	\$ - -	\$ - -
INFANT/TODDLER-PART C FY19 INFANT/TODDLER-PART C FY20 INFANT/TODDLR PART C CONF <b>TOTAL PROGRAM</b>	190172-01 200453-01 200453-02	84.181 84.181A 84.181A	07/01/2018 07/01/2019 07/01/2019	09/30/2019 09/30/2020 09/30/2020	156,609 166,947 2,000 <b>325,556</b>	6,475 144,948 1,915 <b>153,338</b>	- - - -
EDUCATION FOR HOMELESS FY19 EDUCATION FOR HOMELESS FY20 <b>TOTAL PROGRAM</b>	191471-01 201507-01	84.196A 84.196A	07/01/2018 07/01/2019	07/31/2020 09/30/2020	59,393 68,469 <b>127,862</b>	50,373 - <b>50,373</b>	- - -
TITLE III ENGL LANG ACQUISITION TITLE III - ENG LANG ACQ-IMMIGR TITLE III SUMMER COMPETITIVE GRANT TITLE III-ENGLISH LANGUAGE AQUIS TITLE III-ELA-IMMIGRANT FY20 <b>TOTAL PROGRAM</b>	190313-01 190313-02 191642-01 200741-01 200741-02	84.365A 84.365A 84.365A 84.365A 84.365A	07/01/2018 07/01/2018 05/10/2019 07/01/2019 07/01/2019	09/30/2020 09/30/2020 09/30/2019 09/30/2021 09/30/2021	57,340 19,609 2,830 64,347 31,676 <b>175,802</b>	52,657 19,609 2,830 - - <b>75,096</b>	- - - - - -
TITLE II-PART A FY19 TITLE II - A ADDITIONAL FUNDS TITLE IIA - 2019 SUMMER WORKSHOP TITLE II-PART A FY20 <b>TOTAL PROGRAM</b>	19112 19119 19121 20112	84.367 84.367 84.367 84.367A	07/01/2018 07/01/2018 04/01/2019 07/01/2019	06/30/2020 09/30/2018 09/30/2019 06/30/2021	834,941 22,030 2,921 868,557 <b>1,728,449</b>	509,971 - 2,160 91,893 <b>604,024</b>	- - - - -
Striving Readers Literacy Grant '18 STRIVING READERS LITERACY YR2 STRIVING READERS LITERACY-PD STRIVING RDR COMP LIT STRIVING READERS LITERACY YR 3 SRCL - ADOLESCENT LITERACY SRCL - ADOLESCENT FALL TRAINING <b>TOTAL PROGRAM</b>	181762-01 191074-01 191038-01 191434 N/A 200973-01 201541-01	84.371C 84.371C 84.371C 84.371C 84.371C 84.371C 84.371C	10/01/2017 10/01/2018 09/01/2018 09/01/2018 07/01/2019 09/01/2019 10/01/2019	06/30/2019 11/13/2020 10/31/2018 06/30/2019 06/30/2021 12/02/2019 04/30/2020	700,000 650,000 2,625 1,128 650,000 17,125 9,520 <b>2,030,398</b>	- 563,907 - - 4,575 17,125 4,775 <b>590,382</b>	- - - - - - - -
SLDS PEER COLLABORATIVE TRAINING <b>TOTAL PROGRAM</b>	190755-01	84.372A	07/01/2018	06/30/2019	2,310 <b>2,310</b>	- -	- -
PRESCHOOL EXPANSION-FEDERAL <b>TOTAL PROGRAM</b>	190578-01	84.419B	07/01/2018	08/31/2019	954,720 <b>954,720</b>	44,906 <b>44,906</b>	- -
WORKED BASED LEARNING COLLABORATIVE WORKED BASED LEARNING COLLABORATIVE <b>TOTAL PROGRAM</b>	190898 201513	84.421B 84.421B	08/06/2018 10/01/2019	06/30/2019 06/30/2020	12,500 12,500 <b>25,000</b>	1,970 12,500 <b>14,470</b>	- - -
TITLE IV-A FY19 TITLE IV-A FY20 <b>TOTAL PROGRAM</b>	191300-01 201585-01	84.424A 84.424A	07/01/2018 07/01/2019	06/30/2020 06/30/2021	471,686 497,540 <b>969,226</b>	335,241 120,950 <b>456,191</b>	- - -
COVID -19 GOVERNORS EMERG ED RELIEF (GEER) ELEM/SEC SCHOOL EMERGENCY RELIEF <b>TOTAL PROGRAM</b>	201889-01 201778	84.425C 84.425D	03/13/2020 03/13/2020	09/30/2022 09/30/2022	235,676 5,606,131 <b>5,841,807</b>	- 71,424 <b>71,424</b>	- - -

WASHINGTON COUNTY BOARD OF EDUCATION  
 SCHEDULE OF EXPENDITURES OF FEDERAL AWARDS  
 YEAR ENDED JUNE 30, 2020

PROGRAM	GRANT NUMBER	FEDERAL ASSISTANCE LISTING (CFDA)	BEGINNING DATE	ENDING DATE	TOTAL GRANT AMOUNT	2020 FISCAL YEAR REVENUE RECOGNIZED & EXPENDITURES	SUBRECIPIENT EXPENDITURES
EMERGENCY IMPACT AID - DISPLCD STUD TOTAL PROGRAM	201761	84.938C	12/18/2019	05/31/2020	\$ 25,500 <u>25,500</u>	\$ 25,500 <u>25,500</u>	-\$ <u>-</u>
COVID-19 ESSER - TECHNOLOGY GRANT	201945	21.019	03/13/2020	09/30/2022	2,496,946	-	
COVID -19 ESSER - TECHNOLOGY GRANT	201972	21.019	03/13/2020	09/30/2022	2,997,119	-	
TOTAL PROGRAM					<u>5,494,065</u>	<u>-</u>	<u>-</u>
PRE-K EARLY CHILDHOOD ADVISORY CNCL TOTAL PROGRAM	200590-01	93.434	07/01/2019	04/30/2020	25,000 <u>25,000</u>	25,000 <u>25,000</u>	-\$ <u>-</u>
TOTAL U.S. DEPARTMENT OF EDUCATION					<u>48,107,713</u>	<u>14,697,846</u>	<u>-</u>
TOTAL EXPENDITURES OF FEDERAL AWARDS					<u>\$ 55,772,229</u>	<u>\$ 22,286,203</u>	<u>\$ -</u>

\* Denotes Program Tested as Major

WASHINGTON COUNTY BOARD OF EDUCATION  
 NOTES TO SCHEDULE OF EXPENDITURES OF FEDERAL AWARDS  
 YEAR ENDED JUNE 30, 2020

NOTE 1: REPORTING ENTITY

The Single Audit is the performance of a uniform audit of all the School System's federal grants in conjunction with the annual audit of the basic financial statements. The adoption of such a procedure was formalized by Title 2 U.S. *Code of Federal Regulations (CFR) Part 200, Uniform Administrative Requirements, Cost Principles, and Audit Requirements of Federal Awards* (Uniform Guidance). The Single Audit fulfills all the Federal agencies' audit requirements, which include financial, compliance and the adequacy of internal control. The programs tested as major programs are indicated on the Schedule of Expenditures of Federal Awards and on the Schedule of Findings and Questioned Costs.

NOTE 2: BASIS OF ACCOUNTING

The accompanying Schedule of Expenditure of Federal Awards has been prepared on the modified accrual basis of accounting. Grant revenues are recorded for financial reporting purposes when expenditures are made in accordance with the requirements of the respective grants.

The School System's indirect cost rate is approved annually by the Maryland State Department of Education. For the year ended June 30, 2020, the indirect cost rate was 2.80%.

NOTE 3: ACCRUED AND UNEARNED REIMBURSEMENT

Various reimbursement procedures are used for federal awards received by the School System. Consequently, timing differences between expenditures and program reimbursements can exist at the beginning and end of the fiscal year. Accrued balances at year-end represent an excess of reimbursable expenditures over cash receipts to date. Unearned balances at year-end represent an excess of cash receipts over reimbursable expenditures to date. Generally, accrued or unearned balances caused by differences in the timing of cash receipts and expenditures will be reversed in the remaining grant period or subsequent fiscal year.

NOTE 4: RISK-BASED AUDIT APPROACH

The 2020 threshold for determining Type A and Type B programs is \$750,000.

The following high-risk Type B Program was audited as major:

<u>CFDA</u>	<u>Program</u>
10.558	Child and Adult Food Care Program

The following low-risk Type A Programs were not audited as major:

<u>CFDA</u>	<u>Program</u>
10.553/10.555/10.559	Child Nutrition Cluster
84.010	Title I, Grants to Local Education Agencies

The amount expended under programs audited as major federal programs for the year ended June 30, 2020, totaled \$5,410,083 or 24.28% of total federal awards expended.

WASHINGTON COUNTY BOARD OF EDUCATION  
NOTES TO SCHEDULE OF EXPENDITURES OF FEDERAL AWARDS (CONTINUED)  
YEAR ENDED JUNE 30, 2020

## NOTE 4: CLUSTER PROGRAMS

The following CFDA's have been deemed a cluster program by the Office of Management and Budget, and therefore are treated as one program in determining major programs to be audited:

Child Nutrition Cluster		Special Education Cluster (IDEA)	
CFDA #	Expenditures	CFDA #	Expenditures
10.553	\$ 1,593,599	84.027	\$ 4,836,434
10.555	4,345,107	84.173	100,661
10.559	903,804		
Total	\$ 6,842,510	Total	\$ 4,937,095
WIOA Cluster			
CFDA #	Expenditures		
17.259	\$ 28,942		
Total	\$ 28,942		

## NOTE 5: PROGRAM EXCLUSIONS

Medical assistance received under CFDA #93.778 has not been included in the accompanying Schedule of Expenditures of Federal Awards and is not subject to single audit testing since funding is received under a contractor-type relationship.

Total Expenditures of Federal Awards	\$ 22,286,203
Add:	
Medical Assistance - CFDA #99.778	1,802,063
Less:	
U.S. Department of Agriculture / Food Service Subsidies	(7,364,849)
Impact Aid - CFDA #84.041	(23,041)
Restricted Federal Government Revenues per Combining Statement of Revenues, Expenditures, and Changes in Fund Balance - General Fund	\$ 16,700,376

## SCHEDULE OF FINDINGS AND QUESTIONED COSTS

WASHINGTON COUNTY BOARD OF EDUCATION  
SCHEDULE OF FINDINGS AND QUESTIONED COSTS  
FOR THE YEAR ENDED JUNE 30, 2020

Section I - Summary of Auditor's Results:

*Financial Statements*

Type of auditor's report issued: Unmodified

Internal control over financial reporting:

- Material weakness(es) identified? \_\_\_ yes X no
- Significant Deficiency(s) identified that are not considered to be material weaknesses?  
\_\_\_ yes X none reported

Noncompliance material to financial statements noted? \_\_\_ yes X no

*Federal Awards*

Internal control over major programs:

- Material weakness(es) identified? \_\_\_ yes X no
- Significant Deficiency(s) identified that are not considered to be material weaknesses?  
\_\_\_ yes X none reported

Type of auditor's report issued on compliance for major programs: Unmodified

Any audit findings disclosed that are required to be reported in accordance with 2 CFR 200.516(a)? \_\_\_ yes X no

Identification of major programs:

<u>CFDA Number(s)</u>	<u>Name of Federal Program or Cluster</u>
84.027/84.173	Special Education Cluster
10.558	Child and Adult Food Care Program

Dollar threshold used to distinguish between Type A and Type B programs: \$750,000

Auditee qualified as low-risk auditee? X yes \_\_\_ no

WASHINGTON COUNTY BOARD OF EDUCATION  
SCHEDULE OF FINDINGS AND QUESTIONED COSTS (CONTINUED)  
FOR THE YEAR ENDED JUNE 30, 2020

SECTION II – FINANCIAL STATEMENT FINDINGS

None.



WASHINGTON COUNTY BOARD OF EDUCATION  
SCHEDULE OF FINDINGS AND QUESTIONED COSTS (CONTINUED)  
FOR THE YEAR ENDED JUNE 30, 2020

SECTION III – FEDERAL AWARD FINDINGS AND QUESTIONED COSTS

None.

WASHINGTON COUNTY BOARD OF EDUCATION  
SUMMARY SCHEDULE OF PRIOR AUDIT FINDINGS  
FOR THE YEAR ENDED JUNE 30, 2020

The summary which follows indicates the current year status of findings identified in the prior year Single Audit Report.

Finding 2019-001 (Accounting for Net Pension Liability) was resolved for the year ended June 30, 2020.